

CITY OF MISSOURI CITY

FISCAL YEAR 2016

Financial Summary

	Fiscal Year 2016
Total Expenditures	\$ 78,491,274
Total Revenues	\$ 79,025,527



Revenues & Transfers	FY 2016
Governmental Activities:	
Property Taxes	\$ 32,072,287
Sales Taxes	8,635,718
Hotel Occupancy Taxes	243,287
Franchise Fees	4,474,450
Program Revenues	12,155,689
Other Revenues	1,585,033
Transfers	402,627
Total Governmental Activities	\$ 59,569,091
 Business-type Activities:	
Program Revenues	19,273,432
Other Revenues	585,631
Transfer	(402,627)
Total Business-type Activities	\$ 19,456,436
Total Revenues	\$ 79,025,527

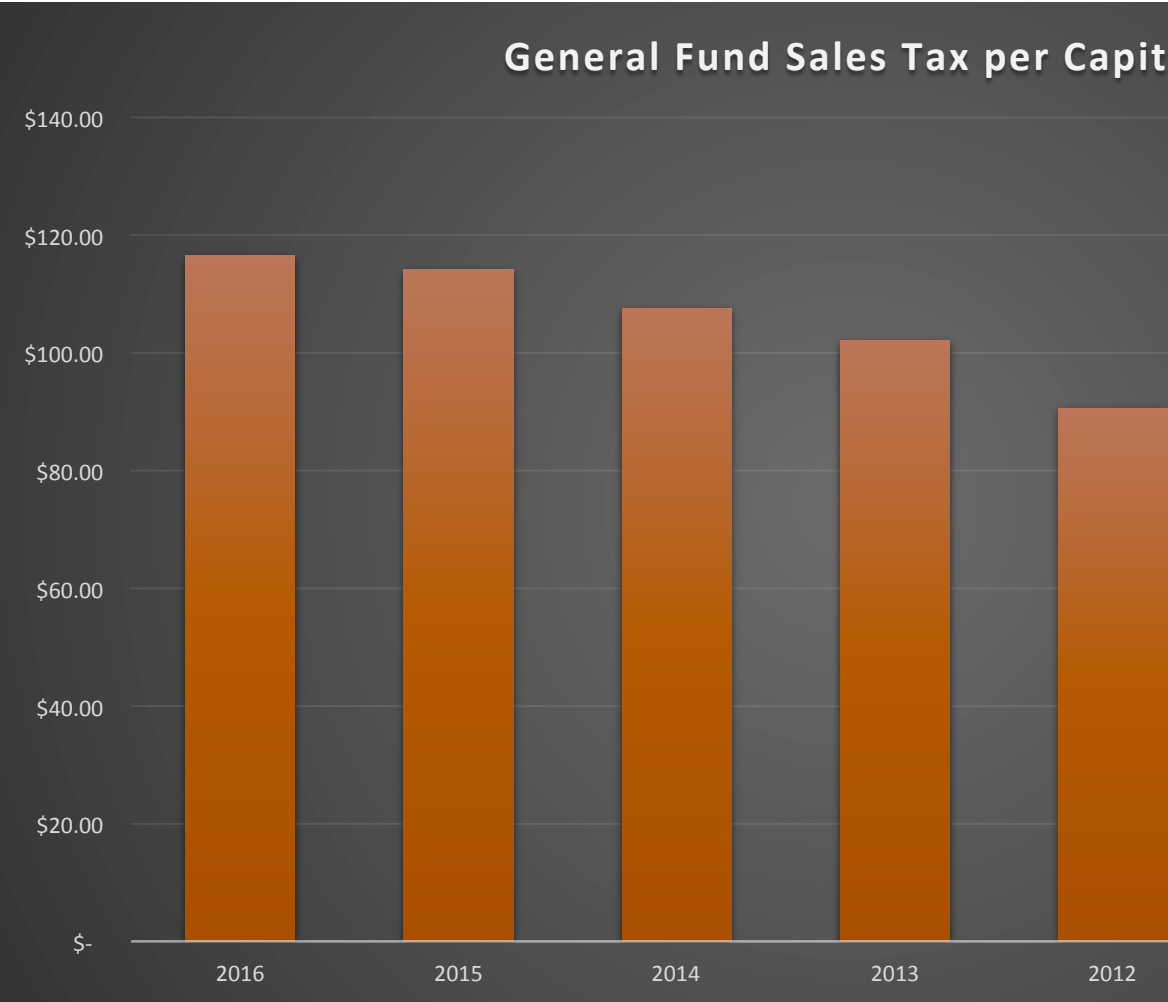
Expenses:	
Governmental Activities	\$ 61,273,808
Business-type Activities	\$ 17,217,466

Total Expenses	\$ 78,491,274
Change in Net Position	\$ 534,253

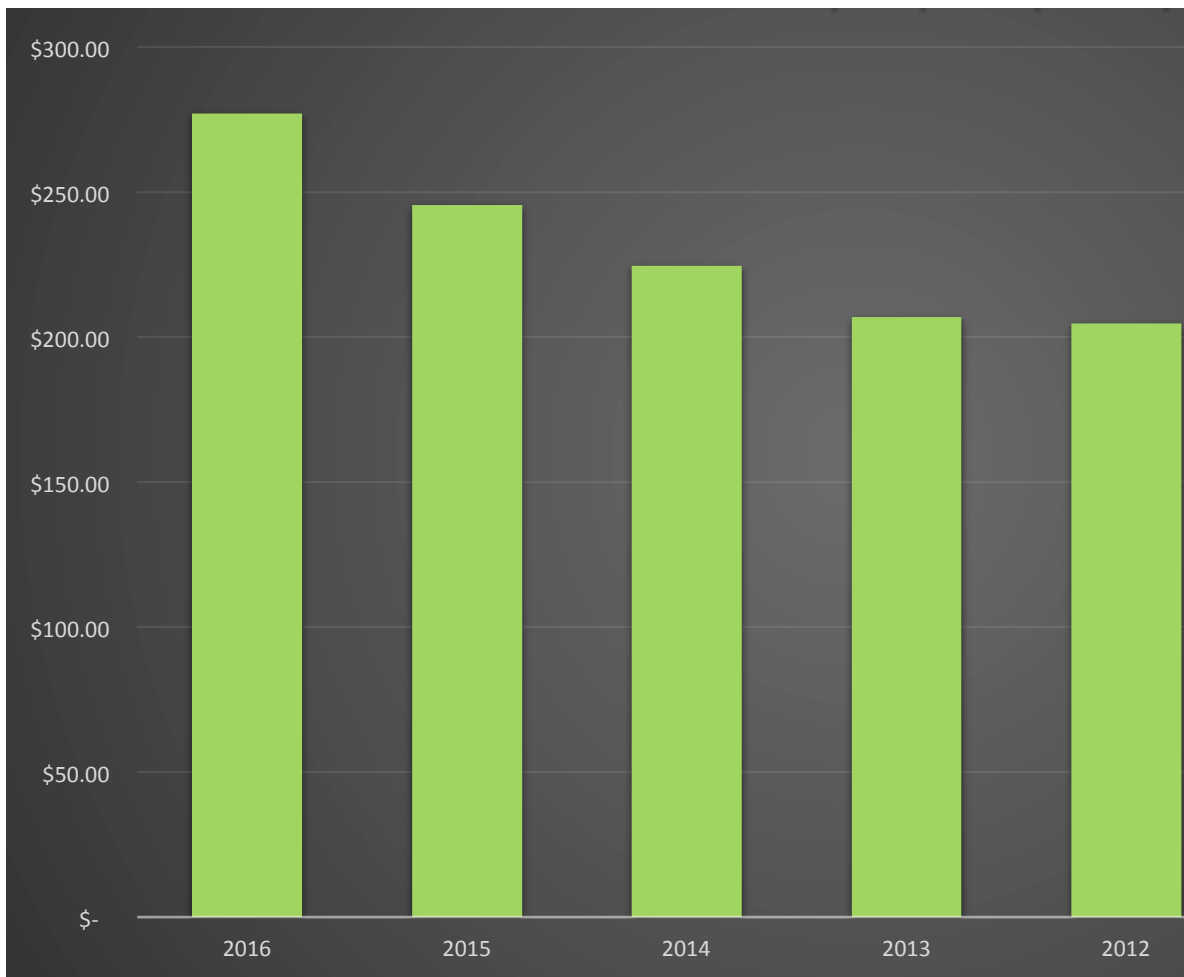
Other Information:

Fiscal Year 2016 Full Time Equivalent Positions 315

The per capita figures are based on the City's 2016 estimated population of 74,139



General Fund Property Tax per Capita



***Sources:**

<https://www.comptroller.texas.gov/transparency/>
<https://www.biggestuscities.com/city/missouri-city-texas>

City of Carrollton
Comal County



Per Capita	
\$	1,058.70
\$	1,065.91



Per Capita	
\$	432.60
	116.48
	3.28
	60.35
	163.96
	21.38
	5.43
\$	803.48

	259.96
	7.90
	(5.43)
\$	262.43

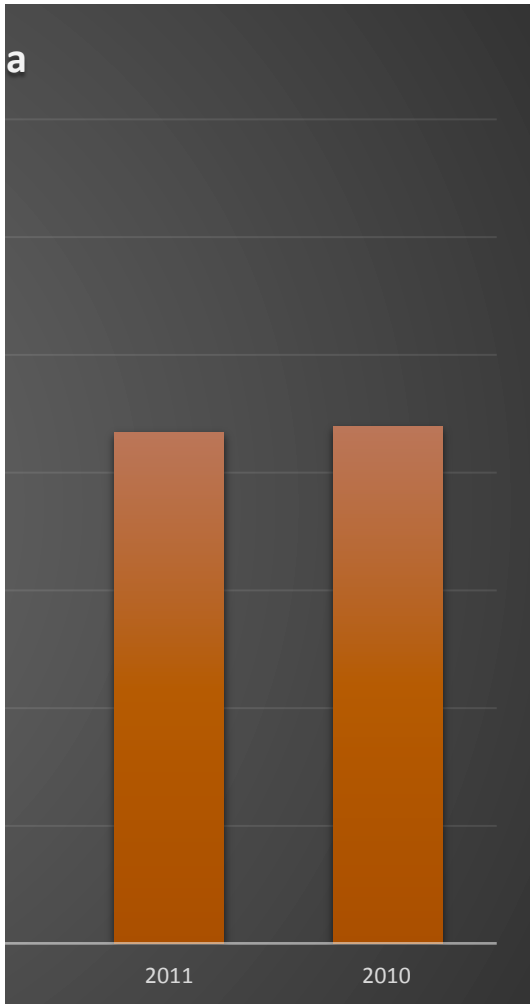
\$	1,065.91
-----------	-----------------

\$	826.47
\$	232.23

\$	1,058.70
----	----------

\$	7.21
----	------





ita

