

YOLANDA FORD
Mayor

VASHAUNDRA EDWARDS
Councilmember at Large Position No. 1

CHRIS PRESTON
Mayor Pro Tem
Councilmember at Large Position No. 2



CHERYL STERLING
Councilmember District A

JEFFREY L. BONEY
Councilmember District B

ANTHONY G. MAROULIS
Councilmember District C

FLOYD EMERY
Councilmember District D

CITY COUNCIL SPECIAL MEETING AGENDA AGENDA DE LA SESIÓN ESPECIAL DEL CONCEJO MUNICIPAL

Notice is hereby given of a Special City Council Meeting to be held on **Tuesday, November 17, 2020**, at **6:00 p.m.** at: **City Hall, Council Chamber, 2nd Floor**, 1522 Texas Parkway, Missouri City, Texas, 77489, for the purpose of considering the following agenda items. All agenda items are subject to action. The City Council reserves the right to meet in a closed session on any agenda item should the need arise and if applicable pursuant to authorization by Title 5, Chapter 551 of the Texas Government Code.

Por medio de la presente, se notifica sobre una sesión especial del Concejo Municipal que se realizará el **martes, 17 de noviembre de 2020 a las 6:00 p.m.** en: **la Alcaldía, sala de conferencias del Concejo, segundo piso**, detrás de la Cámara del Concejo, 1522 Texas Parkway, Missouri City, Texas, 77489, con el propósito de considerar los siguientes puntos de la agenda. Todos los puntos de la agenda están sujetos a la toma de medidas. El Concejo Municipal se reserva el derecho de reunirse en una sesión cerrada sobre cualquier punto de la agenda en caso de ser necesario y si procediera, de conformidad con la autorización del título 5, capítulo 551 del Código de Gobierno de Texas.

NOTICE REGARDING PUBLIC PARTICIPATION

Due to the COVID 19 Disaster and the Center for Disease Control's recommendation regarding social distancing measures, the public will not be allowed to be physically present at this meeting.

The meeting will be available to members of the public and allow for two-way communications for those desiring to participate. Any person interested in speaking on any item on the agenda must notify the City by one of the following methods **before 4:00 p.m. on the day of the City Council meeting**:

1. Email or call the City Secretary at CSO@missouricitytx.gov or 281-403-8686; or,
2. Submit a "Public Comment Form" to the City Secretary from the following webpage: <https://bit.ly/39pw73Q>.

The request must include the speaker's name, address, email address, phone number and the agenda item number.

To livestream the meeting, the public may access the following link:
<https://www.missouricitytx.gov/780/MCTV>.

To access the meeting agenda packet in PDF format, the public may access the following link:
<https://www.missouricitytx.gov/407/City-Council>.

AVISO SOBRE LA PARTICIPACION PUBLICA

Debido al Desastre COVID 19 y a la recomendación del Centro para el Control de Enfermedades con respecto a las medidas de distanciamiento social, no se permitirá que el público esté físicamente presente en esta reunión.

La reunión estará a disposición de los miembros del público y permitirá comunicaciones bidireccionales para aquellos que deseen participar. Cualquier persona interesada en hablar sobre cualquier punto del orden del día debe notificar a la ciudad por uno de los siguientes métodos **antes de las 4:00 p.m. del día de la reunión del Ayuntamiento:**

1. Correo electrónico o llamar a la Secretaria de la Ciudad en CSO@missouricitytx.gov o 281-403-8686; o,
2. Enviar un "Formulario de Comentario Público" al Secretario de la Ciudad desde la siguiente página web: <https://bit.ly/39pw73Q>.

La solicitud debe incluir el nombre, la dirección, la dirección de correo electrónico, el número de teléfono y el número de artículo del orden del día del orador.

Para la transmisión en directo de la reunión, el público puede acceder al siguiente enlace: <https://www.missouricitytx.gov/780/MCTV>.

Para acceder al paquete de la agenda de la reunión en formato PDF, el público puede acceder al siguiente enlace: <https://www.missouricitytx.gov/407/City-Council>.

1. CALL TO ORDER

2. DISCUSSION/POSSIBLE ACTION

2. DISCUSIÓN/POSIBLE ACCIÓN

- (a) Consider an order canvassing the returns of the general election held in the City of Missouri City, Texas, on November 3, 2020, for the purpose of electing a mayor and two at-large councilmembers; canvassing the returns of the special election on the same date for the purpose of submitting to the qualified voters of the City a measure providing for or against the adoption of the fire fighters' and police officers' civil service law; declaring the election of Councilmember At-Large, Position 1; providing for severability; and, consider the order on the first and final reading. (*Proposed presenter: City Secretary Maria Jackson*)
- (a) Considerar una ordenanza de escrutinio de los resultados de las elecciones generales celebradas en la Ciudad de Missouri City, Texas, el día 3 de noviembre de 2020, con el propósito de elegir a un alcalde y a dos concejales generales; que somete a escrutinio los resultados de las elecciones especiales en la misma fecha con el propósito de presentar a los votantes calificados de la Ciudad una medida a favor o en contra de la adopción de la Ley de Servicio Civil para Bomberos y Oficiales de Policía; que declara la elección de un concejal general en la posición n.º 1; que dispone separabilidad; y que considera el orden en la primera y última lecturas (*ponente propuesta: secretaria municipal Maria Jackson*).
- (b) Consider an ordinance providing for a Special Runoff Election to be held on December 12, 2020, for the purpose of electing a Mayor and a Councilmember At-Large, Position 2; providing for a joint election on December 12, 2020, to be administered by Fort Bend County; providing for election precincts and polling places; providing for repeal; providing for

severability; and containing other provisions relating to the subject; and, consider the ordinance on the first and final reading. (*Proposed presenter: City Secretary Maria Jackson*)

- (b) Considerar una ordenanza que dispone la celebración de unas elecciones especiales de segunda vuelta el día 12 de diciembre de 2020 con el propósito de elegir a un alcalde y a un concejal general en la posición n.º 2; que dispone unas elecciones conjuntas el día 12 de diciembre de 2020, que serán administradas por el condado de Fort Bend; que dispone precintos electorales y lugares de votación; que dispone derogación; que dispone separabilidad; que contiene otras disposiciones relacionadas con el asunto; y que considera la ordenanza en la primera y última lecturas (*ponente propuesta: secretaria municipal Maria Jackson*).

3. CLOSED EXECUTIVE SESSION

The City Council may go into Executive Session regarding any item posted on the Agenda as authorized by Title 5, Chapter 551 of the Texas Government Code.


- 4. RECONVENE** into Special Session and consider action, if any, on items discussed in Executive Session.

5. ADJOURN

In compliance with the Americans with Disabilities Act, the City of Missouri City will provide for reasonable accommodations for persons attending City Council meetings. To better serve you, requests should be received 24 hours prior to the meetings. Please contact Maria Jackson, City Secretary, at 281.403.8686.

CERTIFICATION

I certify that a copy of the November 17, 2020, agenda of items to be considered by City Council was posted in a place convenient to the public in compliance with Chapter 551 of the Texas Government Code on November 12, 2020, at 4:00 p.m.



Yomara Frias, City Secretary Department



**CITY COUNCIL
AGENDA ITEM COVER MEMO**

November 17, 2020

To: Mayor and City Council
Agenda Item: 2(a) Order canvassing the returns of the general and special election
Submitted by: Maria Jackson, City Secretary

SYNOPSIS

Canvass the returns for the November 3, 2020, general and special municipal elections.

BACKGROUND

The City Council canvasses the returns for all city elections. This item is to canvass the returns for the General Election on November 3, 2020 declaring:

- Vashaundra Edwards as the duly elected official in the City of Missouri City Council At-Large Position No. 1 race.

Vashaundra Edwards will be sworn into office during the December 7, 2020, regular City Council meeting.

This item will also canvass the returns for the Special Election on November 3, 2020 declaring:

- Missouri City Proposition A as passed.

SUPPORTING MATERIALS

1. Order

STAFF'S RECOMMENDATION

Consider canvassing the returns of the November 3, 2020 general and special municipal elections.

Director Approval: Maria Jackson, City Secretary

ORDER NO. O-20-__

AN ORDER OF THE CITY COUNCIL OF THE CITY OF MISSOURI CITY, TEXAS, CANVASSING THE RETURNS OF THE GENERAL ELECTION HELD IN THE CITY OF MISSOURI CITY, TEXAS, ON NOVEMBER 3, 2020, FOR THE PURPOSE OF ELECTING A MAYOR AND TWO AT-LARGE COUNCILMEMBERS; CANVASSING THE RETURNS OF THE SPECIAL ELECTION ON THE SAME DATE FOR THE PURPOSE OF SUBMITTING TO THE QUALIFIED VOTERS OF THE CITY A MEASURE PROVIDING FOR OR AGAINST THE ADOPTION OF THE FIRE FIGHTERS' AND POLICE OFFICERS' CIVIL SERVICE LAW; DECLARING THE ELECTION OF COUNCILMEMBER AT-LARGE, POSITION 1; AND PROVIDING FOR SEVERABILITY.

* * * * *

WHEREAS, on August 3, 2020, the City Council of the City of Missouri City, Texas (the "City Council"), duly called a general city election and a special election to be held on November 3, 2020; and

WHEREAS, the election returns of the ballots cast in said general city election are hereby canvassed for the following officials: Mayor, Councilmember at-large, Position 1, and Councilmember at-large, Position 2; and

WHEREAS, the election returns of the ballots cast in said special election are hereby canvassed for the following measure: Proposition A (relating to the adoption of the firefighters' and police officers' civil service law); and

WHEREAS, after duly canvassing said returns from each precinct, the City Council finds that the sum of the total votes cast of all City precincts at said election for the candidates for said offices and said measure is as follows:

<u>Mayor</u>	<u>Number of Votes Received</u>	<u>Percentage of Votes Cast</u>
Fred G. Taylor	6,736	20.28%
Robin Elackatt	9,900	29.80%
Yolanda Ford	16,584	49.92%

<u>Councilmember At-Large, Pos. 1</u>	<u>Number of Votes Received</u>	<u>Percentage of Votes Cast</u>
Vashaundra Edwards	15,104	50.97%
Reginald Pearson	14,531	49.03%

<u>Councilmember At-</u>	<u>Number of Votes Received</u>	<u>Percentage of Votes Cast</u>
<u>Large, Pos. 2</u> Chris Preston	13,006	42.61%
James Mable	3,454	11.32%
Lynn Clouser	14,060	46.07%

<u>Proposition</u>	<u>Number of Votes Received FOR</u>	<u>Percentage of Votes Cast</u>	<u>Number of Votes Received AGAINST</u>	<u>Percentage of Votes Cast</u>
A	27,304	81.97%	6,004	18.03%

NOW, THEREFORE, BE IT ORDERED BY THE CITY COUNCIL OF THE CITY OF MISSOURI CITY, TEXAS:

Section 1. That the facts and recitations set forth in the preamble of this Order are hereby declared true and correct.

Section 2. That a tabulation of the results for each precinct within the City of Missouri City, Texas, for said general election and a tabulation of the results for each precinct for the measure for said special election is attached hereto as Exhibit "A" and made a part hereof.

Section 3. That the results of said general City election be and the same are hereby declared to have been as herein set out, and the following named person is to serve in the respective position listed subject to the taking of the oath of office as provided by the laws of the State of Texas:

Councilmember, At-Large, Position 1: Vashaundra Edwards

Section 4. That the results of said special City election be and the same are hereby declared to have been as herein set out, and Proposition A passed.

Section 5. The official returns shall be delivered to the City Secretary, who is hereby directed to enter in the election register the tabulations of the votes cast for each candidate and each measure to preserve such tabulations as required by law.

Section 6. That notice of said elections was duly and properly given as required by law, and that said elections were duly held and returns thereof were made by the proper officials of said elections and in all things according to law.

Section 7. *Severability.* That if any section, subsection, sentence, clause, or phrase of this Order or the application of same to a particular person, or to a particular set of circumstances, should for any reason be held invalid, such invalidity shall in no way affect the remaining portions of this Order and to such end, the various portions and provisions of this Order are declared to be severable.

PASSED, APPROVED, and ADOPTED on this 17th day of November, 2020.

Yolanda Ford, Mayor

ATTEST:

APPROVED AS TO FORM:

Maria Jackson, City Secretary

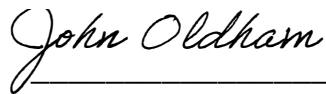
E. Joyce Iyamu, City Attorney

Exhibit “A”

CANVASS

I, John Oldham, Elections Administrator for Fort Bend County Texas, do certify that in the election held on November 3, 2020 that 35,848 of 48,654 registered voters in the City of Missouri City cast ballots, and that the following are a true and accurate statement of the votes cast in the various precincts of the city of Missouri City, in the General and Special Election held on November 3, 2020 for the purpose of electing a Mayor and members of the City Council and to approve, or disapprove the adoption of a firefighters' and police officers' civil service law.

Dated: November 10, 2020



John Oldham
Elections Administrator
Fort Bend County, Texas

Summary Results Report
GENERAL JOINT AND SPECIAL ELECTION

OFFICIAL RESULTS

November 3, 2020

Fort Bend

STATISTICS

	TOTAL	Election Day	Early Voting	Absentee
Election Day Precincts Reporting	26 of 26	26	0	0
Precincts Complete	26 of 26	26	0	0
Registered Voters - Total	48,654			
Ballots Cast - Total	35,848	2,579	29,527	3,742
Ballots Cast - Blank	4	1	3	0
Voter Turnout - Total	73.68%			

Summary Results Report
GENERAL JOINT AND SPECIAL ELECTION

OFFICIAL RESULTS

November 3, 2020

Fort Bend

Mayor CITY OF MISSOURI CITY

Vote For 1

	TOTAL	Election Day	Early Voting	Absentee
Fred G Taylor	6,268	488	5,154	626
Robin J. Elackatt	9,690	575	8,093	1,022
Yolanda Ford	14,983	981	12,332	1,670
Total Votes Cast	30,941	2,044	25,579	3,318
Overvotes	0	0	0	0
Undervotes	4,907	535	3,948	424
Contest Totals	35,848	2,579	29,527	3,742
Precincts Reporting	26 of 26			

Councilmember At-Large, Position 1 CITY OF MISSOURI CITY

Vote For 1

	TOTAL	Election Day	Early Voting	Absentee
Vashaundra Edwards	13,902	945	11,437	1,520
Reginald Pearson	13,535	842	11,193	1,500
Total Votes Cast	27,437	1,787	22,630	3,020
Overvotes	0	0	0	0
Undervotes	8,411	792	6,897	722
Contest Totals	35,848	2,579	29,527	3,742
Precincts Reporting	26 of 26			

Summary Results Report
GENERAL JOINT AND SPECIAL ELECTION

OFFICIAL RESULTS

November 3, 2020

Fort Bend

Councilmember At-Large, Position 2 CITY OF MISSOURI CITY

Vote For 1

	TOTAL	Election Day	Early Voting	Absentee
Chris Preston	11,945	818	9,793	1,334
James Mable	3,046	259	2,486	301
Lynn Clouser	13,332	788	11,063	1,481
Total Votes Cast	28,323	1,865	23,342	3,116
Overvotes	1	0	0	1
Undervotes	7,524	714	6,185	625
Contest Totals	35,848	2,579	29,527	3,742
Precincts Reporting	26 of 26			

CITY OF MISSOURI CITY PROPOSITION A

Vote For 1

	TOTAL	Election Day	Early Voting	Absentee
FOR	25,546	1,752	21,093	2,701
AGAINST	5,578	389	4,659	530
Total Votes Cast	31,124	2,141	25,752	3,231
Overvotes	1	0	0	1
Undervotes	4,723	438	3,775	510
Contest Totals	35,848	2,579	29,527	3,742
Precincts Reporting	26 of 26			

Summary Results Report
GENERAL JOINT AND SPECIAL ELECTION
November 3, 2020

OFFICIAL RESULTS

Fort Bend

Statistics	TOTAL
Election Day Precincts Reporting	26 of 26
Registered Voters - Total	48,654
Ballots Cast - Total	35,848
Ballots Cast - Blank	4
Voter Turnout - Total	73.68%

Summary Results Report
GENERAL JOINT AND SPECIAL ELECTION
November 3, 2020

OFFICIAL RESULTS

Fort Bend

Mayor CITY OF MISSOURI CITY

Vote For 1

	TOTAL
Fred G Taylor	6,268
Robin J. Elackatt	9,690
Yolanda Ford	14,983
Total Votes Cast	30,941
Overvotes	0
Undervotes	4,907
Contest Totals	35,848
Precincts Reporting	26 of 26

Councilmember At-Large, Position 1 CITY OF MISSOURI CITY

Vote For 1

	TOTAL
Vashaundra Edwards	13,902
Reginald Pearson	13,535
Total Votes Cast	27,437
Overvotes	0
Undervotes	8,411
Contest Totals	35,848
Precincts Reporting	26 of 26

Councilmember At-Large, Position 2 CITY OF MISSOURI CITY

Vote For 1

	TOTAL
Chris Preston	11,945
James Mable	3,046
Lynn Clouser	13,332
Total Votes Cast	28,323
Overvotes	1
Undervotes	7,524
Contest Totals	35,848
Precincts Reporting	26 of 26

CITY OF MISSOURI CITY PROPOSITION A

Vote For 1

	TOTAL
FOR	25,546
AGAINST	5,578
Total Votes Cast	31,124
Overvotes	1
Undervotes	4,723
Contest Totals	35,848
Precincts Reporting	26 of 26

City of Missouri City Precinct Canvass
 GENERAL JOINT AND SPECIAL ELECTION

OFFICIAL RESULTS

November 3, 2020

Fort Bend

Mayor CITY OF MISSOURI CITY							
VOTE FOR 1							
26 of 26 Precincts Reporting							
	Fred G Taylor	Robin J. Elackatt	Volanda Ford	Total Votes Cast	Overvotes	Undervotes	Contest Total
1109 MF	6	6	50	62	0	8	70
2033 QV	83	182	259	524	0	75	599
2033 TB	41	81	116	238	0	33	271
2033 MC	0	3	5	8	0	3	11
2050	471	143	1,352	1,966	0	136	2,102
2059	304	113	1,037	1,454	0	126	1,580
2061 MD	25	69	37	131	0	39	170
2075	225	102	892	1,219	0	126	1,345
2077	266	183	936	1,385	0	136	1,521
2078 MA	78	87	155	320	0	108	428
2081	206	164	447	817	0	129	946
2089	194	82	653	929	0	76	1,005
2090	72	309	143	524	0	46	570
2091	84	153	207	444	0	58	502
2092 MB	74	93	200	367	0	44	411
2092 QM	26	81	42	149	0	16	165
2093 QV	49	90	164	303	0	43	346
2093 MC	1	1	0	2	0	1	3
2108 MC	468	657	1,216	2,341	0	406	2,747
2108 M48	405	410	1,037	1,852	0	283	2,135
2112 MA	0	0	0	0	0	0	0
2115 TB	58	95	130	283	0	25	308
2115 MC	50	30	145	225	0	32	257
2115 QV	130	143	369	642	0	80	722
2136 TB	56	59	110	225	0	23	248
2136 MC	0	0	0	0	0	0	0
2151 MD	390	443	800	1,633	0	301	1,934
2157 MD	53	166	128	347	0	60	407
4028	283	802	567	1,652	0	187	1,839
4030 QA	63	277	63	403	0	30	433

November 3, 2020

Fort Bend

Mayor CITY OF MISSOURI CITY							
VOTE FOR 1							
26 of 26 Precincts Reporting							
	Fred G Taylor	Robin J. Elackatt	Yolanda Ford	Total Votes Cast	Overvotes	Undervotes	Contest Total
4030 ME	4	16	11	31	0	14	45
4030 TU	235	863	413	1,511	0	202	1,713
4049 MG	386	661	796	1,843	0	465	2,308
4049 QB	56	52	211	319	0	51	370
4062 MM8	0	0	0	0	0	0	0
4062 TU	28	154	44	226	0	20	246
4062 ME	368	860	788	2,016	0	342	2,358
4062 QA	25	112	36	173	0	15	188
4065 MH	565	1,211	804	2,580	0	665	3,245
4127	440	737	620	1,797	0	503	2,300
Totals	6,268	9,690	14,983	30,941	0	4,907	35,848

City of Missouri City Prtecinct Canvass
 GENERAL JOINT AND SPECIAL ELECTION

OFFICIAL RESULTS

November 3, 2020

Fort Bend

	Councilmember At-Large, Position 1 CITY OF					
	VOTE FOR 1					
	26 of 26 Precincts Reporting					
	Vashaundra Edwards	Reginald Pearson	Total Votes Cast	Overvotes	Undervotes	Contest Total
1109 MF	34	19	53	0	17	70
2033 QV	222	260	482	0	117	599
2033 TB	80	129	209	0	62	271
2033 MC	2	5	7	0	4	11
2050	1,179	661	1,840	0	262	2,102
2059	789	578	1,367	0	213	1,580
2061 MD	52	57	109	0	61	170
2075	629	499	1,128	0	217	1,345
2077	738	525	1,263	0	258	1,521
2078 MA	162	116	278	0	150	428
2081	346	407	753	0	193	946
2089	534	341	875	0	130	1,005
2090	147	312	459	0	111	570
2091	179	212	391	0	111	502
2092 MB	175	154	329	0	82	411
2092 QM	38	87	125	0	40	165
2093 QV	149	117	266	0	80	346
2093 MC	1	0	1	0	2	3
2108 MC	1,159	887	2,046	0	701	2,747
2108 M48	964	679	1,643	0	492	2,135
2112 MA	0	0	0	0	0	0
2115 TB	114	135	249	0	59	308
2115 MC	118	92	210	0	47	257
2115 QV	260	324	584	0	138	722
2136 TB	101	102	203	0	45	248
2136 MC	0	0	0	0	0	0
2151 MD	742	628	1,370	0	564	1,934
2157 MD	144	156	300	0	107	407
4028	540	927	1,467	0	372	1,839
4030 QA	78	275	353	0	80	433

Councilmember At-Large, Position 1 CITY OF						
VOTE FOR 1						
26 of 26 Precincts Reporting						
	Vashaundra Edwards	Reginald Pearson	Total Votes Cast	Overvotes	Undervotes	Contest Total
4030 ME	11	16	27	0	18	45
4030 TU	431	903	1,334	0	379	1,713
4049 MG	844	722	1,566	0	742	2,308
4049 QB	167	123	290	0	80	370
4062 MM8	0	0	0	0	0	0
4062 TU	54	148	202	0	44	246
4062 ME	853	885	1,738	0	620	2,358
4062 QA	38	117	155	0	33	188
4065 MH	1,107	1,104	2,211	0	1,034	3,245
4127	721	833	1,554	0	746	2,300
Totals	13,902	13,535	27,437	0	8,411	35,848

City of Missouri City Precinct Canvass
GENERAL JOINT AND SPECIAL ELECTION

OFFICIAL RESULTS

November 3, 2020

Fort Bend

Councilmember At-Large, Position 2 CITY OF MISSOURI CITY							
VOTE FOR 1							
26 of 26 Precincts Reporting							
	Chris Preston	James Mable	Lynn Clouser	Total Votes Cast	Overvotes	Undervotes	Contest Total
1109 MF	39	5	10	54	0	16	70
2033 QV	199	49	239	487	0	112	599
2033 TB	81	25	115	221	0	50	271
2033 MC	6	1	1	8	0	3	11
2050	791	125	980	1,896	0	206	2,102
2059	626	106	694	1,426	0	154	1,580
2061 MD	46	20	49	115	0	55	170
2075	584	110	468	1,162	0	183	1,345
2077	680	118	527	1,325	0	196	1,521
2078 MA	125	51	109	285	0	143	428
2081	306	102	358	766	0	180	946
2089	400	75	420	895	0	110	1,005
2090	135	29	311	475	0	95	570
2091	171	30	207	408	0	94	502
2092 MB	165	28	151	344	0	67	411
2092 QM	51	10	71	132	0	33	165
2093 QV	109	39	127	275	0	71	346
2093 MC	0	1	0	1	0	2	3
2108 MC	853	268	1,013	2,134	0	613	2,747
2108 M48	708	198	803	1,709	0	426	2,135
2112 MA	0	0	0	0	0	0	0
2115 TB	98	18	150	266	0	42	308
2115 MC	121	18	81	220	0	37	257
2115 QV	253	45	298	596	0	126	722
2136 TB	84	20	106	210	0	38	248
2136 MC	0	0	0	0	0	0	0
2151 MD	605	189	632	1,426	0	508	1,934
2157 MD	121	45	147	313	0	94	407
4028	543	142	828	1,513	0	326	1,839
4030 QA	92	17	256	365	0	68	433

Councilmember At-Large, Position 2 CITY OF MISSOURI CITY							
VOTE FOR 1							
26 of 26 Precincts Reporting							
	Chris Preston	James Mable	Lynn Clouser	Total Votes Cast	Overvotes	Undervotes	Contest Total
4030 ME	13	4	12	29	0	16	45
4030 TU	462	106	812	1,380	0	333	1,713
4049 MG	834	237	564	1,635	0	673	2,308
4049 QB	110	46	129	285	0	85	370
4062 MM8	0	0	0	0	0	0	0
4062 TU	56	10	141	207	0	39	246
4062 ME	721	187	911	1,819	1	538	2,358
4062 QA	41	3	117	161	0	27	188
4065 MH	1,040	328	848	2,216	0	1,029	3,245
4127	676	241	647	1,564	0	736	2,300
Totals	11,945	3,046	13,332	28,323	1	7,524	35,848

City of Missouri City Precinct Canvass
GENERAL JOINT AND SPECIAL ELECTION

OFFICIAL RESULTS

November 3, 2020

Fort Bend

CITY OF MISSOURI CITY PROPOSITION A						
VOTE FOR 1						
26 of 26 Precincts Reporting						
	FOR	AGAINST	Total Votes Cast	Overvotes	Undervotes	Contest Total
1109 MF	39	19	58	0	12	70
2033 QV	422	95	517	0	82	599
2033 TB	202	39	241	0	30	271
2033 MC	7	1	8	0	3	11
2050	1,516	401	1,917	0	185	2,102
2059	1,182	244	1,426	0	154	1,580
2061 MD	122	23	145	0	25	170
2075	979	220	1,199	0	146	1,345
2077	1,085	285	1,370	0	151	1,521
2078 MA	274	62	336	0	92	428
2081	690	144	834	0	112	946
2089	700	197	897	0	108	1,005
2090	422	85	507	1	62	570
2091	377	76	453	0	49	502
2092 MB	323	63	386	0	25	411
2092 QM	135	17	152	0	13	165
2093 QV	251	48	299	0	47	346
2093 MC	1	2	3	0	0	3
2108 MC	1,912	444	2,356	0	391	2,747
2108 M48	1,458	347	1,805	0	330	2,135
2112 MA	0	0	0	0	0	0
2115 TB	239	44	283	0	25	308
2115 MC	199	31	230	0	27	257
2115 QV	541	109	650	0	72	722
2136 TB	179	40	219	0	29	248
2136 MC	0	0	0	0	0	0
2151 MD	1,373	317	1,690	0	244	1,934
2157 MD	274	77	351	0	56	407
4028	1,407	264	1,671	0	168	1,839
4030 QA	331	63	394	0	39	433

CITY OF MISSOURI CITY PROPOSITION A						
VOTE FOR 1						
26 of 26 Precincts Reporting						
	FOR	AGAINST	Total Votes Cast	Overvotes	Undervotes	Contest Total
4030 ME	27	5	32	0	13	45
4030 TU	1,275	256	1,531	0	182	1,713
4049 MG	1,581	314	1,895	0	413	2,308
4049 QB	265	53	318	0	52	370
4062 MM8	0	0	0	0	0	0
4062 TU	188	33	221	0	25	246
4062 ME	1,624	373	1,997	0	361	2,358
4062 QA	144	29	173	0	15	188
4065 MH	2,244	441	2,685	0	560	3,245
4127	1,558	317	1,875	0	425	2,300
Totals	25,546	5,578	31,124	1	4,723	35,848

City of Missouri City Cumulative Report — Official
Harris County, Texas — Nov Live 110320 General and Special Elections — November 03, 2020

Total Number of Voters : 1,656,686 of 2,431,457 = 68.14%
 Number of District Voters: 2,491 of 3,618 = 68.85%

Precincts Reporting 1,473 of 9,009 = 16.35%
 District Precincts Reporting 2 of 2 = 100.00%

Party	Candidate	Absentee		Early		Election		Total	
-------	-----------	----------	--	-------	--	----------	--	-------	--

City of Missouri City, Mayor, Vote For 1

Fred G Taylor	43	12.87%	334	20.28%	91	30.54%	468	20.54%
Robin J. Elackatt	34	10.18%	132	8.01%	44	14.77%	210	9.21%
Yolanda Ford	257	76.95%	1,181	71.71%	163	54.70%	1,601	70.25%
Cast Votes:	334	92.52%	1,647	92.11%	298	87.13%	2,279	91.49%
Over Votes:	0	0.00%	0	0.00%	0	0.00%	0	0.00%
Under Votes:	27	7.48%	141	7.89%	44	12.87%	212	8.51%

Precincts			Voters		
Counted	Total	Percent	Ballots	Registered	Percent
2	2	100.00%	2,491	3,618	68.85%

City of Missouri City, Councilmember At-Large, Position 1, Vote For 1

Vashaundra Edwards	180	56.43%	880	55.21%	142	49.82%	1,202	54.69%
Reginald Pearson	139	43.57%	714	44.79%	143	50.18%	996	45.31%
Cast Votes:	319	88.37%	1,594	89.15%	285	83.33%	2,198	88.24%
Over Votes:	0	0.00%	0	0.00%	0	0.00%	0	0.00%
Under Votes:	42	11.63%	194	10.85%	57	16.67%	293	11.76%

Precincts			Voters		
Counted	Total	Percent	Ballots	Registered	Percent
2	2	100.00%	2,491	3,618	68.85%

City of Missouri City, Councilmember At-Large, Position 2, Vote For 1

Chris Preston	164	50.93%	754	47.57%	143	49.31%	1,061	48.29%
James Mable	43	13.35%	306	19.31%	59	20.34%	408	18.57%
Lynn Clouser	115	35.71%	525	33.12%	88	30.34%	728	33.14%
Cast Votes:	322	89.20%	1,585	88.65%	290	84.80%	2,197	88.20%
Over Votes:	0	0.00%	0	0.00%	0	0.00%	0	0.00%
Under Votes:	39	10.80%	203	11.35%	52	15.20%	294	11.80%

Precincts			Voters		
Counted	Total	Percent	Ballots	Registered	Percent
2	2	100.00%	2,491	3,618	68.85%

City of Missouri City Cumulative Report — Official
Harris County, Texas — Nov Live 110320 General and Special Elections — November 03, 2020

Total Number of Voters : 1,656,686 of 2,431,457 = 68.14%
 Number of District Voters: 2,491 of 3,618 = 68.85%

Precincts Reporting 1,473 of 9,009 = 16.35%
 District Precincts Reporting 2 of 2 = 100.00%

Party	Candidate	Absentee		Early		Election		Total	
-------	-----------	----------	--	-------	--	----------	--	-------	--

City of Missouri City, PROPOSITION A, Vote For 1

FOR	258	81.65%	1,266	80.53%	234	79.05%	1,758	80.49%
AGAINST	58	18.35%	306	19.47%	62	20.95%	426	19.51%

Cast Votes:	316	87.53%	1,572	87.92%	296	86.55%	2,184	87.68%
Over Votes:	0	0.00%	0	0.00%	0	0.00%	0	0.00%
Under Votes:	45	12.47%	216	12.08%	46	13.45%	307	12.32%

Precincts			Voters		
Counted	Total	Percent	Ballots	Registered	Percent
2	2	100.00%	2,491	3,618	68.85%

City of Missouri City Canvass Report — Total Voters — Official
Harris County, Texas — Nov Live 110320 General and Special Elections — November 03, 2020

Total Number of Voters: 1,656,686 of 2,431,457 = 68.14%

Precincts Reporting 1,473 of 9,009 = 16.35%

Number of District Voters: 2,491 of 3,618 = 68.85%

District Precincts Reporting 2 of 2 = 100.00%

City of Missouri City, Mayor

Precinct	Early Ballots Cast	Election Ballots Cast	Total Ballots Cast	Registered Voters	Percent Turnout	Fred G Taylor	Robin J. Elackatt	Yolanda Ford	Totals
0506 - 340	1,496	277	1,773	2,592	68.40%	355	166	1,101	1,622
0506 - 341	653	65	718	1,026	69.98%	113	44	500	657
Totals:	2,149	342	2,491	3,618		468	210	1,601	2,279

City of Missouri City Canvass Report — Total Voters — Official
Harris County, Texas — Nov Live 110320 General and Special Elections — November 03, 2020

Total Number of Voters: 1,656,686 of 2,431,457 = 68.14%

Precincts Reporting 1,473 of 9,009 = 16.35%

Number of District Voters: 2,491 of 3,618 = 68.85%

District Precincts Reporting 2 of 2 = 100.00%

City of Missouri City, Councilmember At-Large, Position 1

Precinct	Early Ballots Cast	Election Ballots Cast	Total Ballots Cast	Registered Voters	Percent Turnout	Vashaundra Edwards	Reginald Pearson	Totals
0506 - 340	1,496	277	1,773	2,592	68.40%	843	713	1,556
0506 - 341	653	65	718	1,026	69.98%	359	283	642
Totals:	2,149	342	2,491	3,618		1,202	996	2,198

City of Missouri City Canvass Report — Total Voters — Official
Harris County, Texas — Nov Live 110320 General and Special Elections — November 03, 2020

Total Number of Voters: 1,656,686 of 2,431,457 = 68.14%
 Number of District Voters: 2,491 of 3,618 = 68.85%

Precincts Reporting 1,473 of 9,009 = 16.35%
 District Precincts Reporting 2 of 2 = 100.00%

City of Missouri City, Councilmember At-Large, Position 2

Precinct	Early Ballots Cast	Election Ballots Cast	Total Ballots Cast	Registered Voters	Percent Turnout	Chris Preston	James Mable	Lynn Clouser	Totals
0506 - 340	1,496	277	1,773	2,592	68.40%	760	286	514	1,560
0506 - 341	653	65	718	1,026	69.98%	301	122	214	637
Totals:	2,149	342	2,491	3,618		1,061	408	728	2,197

City of Missouri City Canvass Report — Total Voters — Official
Harris County, Texas — Nov Live 110320 General and Special Elections — November 03, 2020

Total Number of Voters: 1,656,686 of 2,431,457 = 68.14%

Precincts Reporting 1,473 of 9,009 = 16.35%

Number of District Voters: 2,491 of 3,618 = 68.85%

District Precincts Reporting 2 of 2 = 100.00%

City of Missouri City, PROPOSITION A

Precinct	Early Ballots Cast	Election Ballots Cast	Total Ballots Cast	Registered Voters	Percent Turnout	FOR	AGAINST	Totals
0506 - 340	1,496	277	1,773	2,592	68.40%	1,250	304	1,554
0506 - 341	653	65	718	1,026	69.98%	508	122	630
Totals:	2,149	342	2,491	3,618		1,758	426	2,184

City of Missouri City Precinct Report — Official

Harris County, Texas — Nov Live 110320 General and Special Elections — November 03, 2020

Total Number of Voters : 1,656,686 of 2,431,457 = 68.14%

Precincts Reporting 1,473 of 9,009 = 16.35%

Number of District Voters: 2,491 of 3,618 = 68.85%

District Precincts Reporting 2 of 2 = 100.00%

Party	Candidate	Absentee		Early		Election		Total	
Precinct 0506 - 340 (Ballots Cast: 1,773)									
City of Missouri City, Mayor, Vote For 1									
	Fred G Taylor	31	12.81%	246	21.56%	78	32.64%	355	21.89%
	Robin J. Elackatt	28	11.57%	103	9.03%	35	14.64%	166	10.23%
	Yolanda Ford	183	75.62%	792	69.41%	126	52.72%	1,101	67.88%
	Cast Votes:	242	91.67%	1,141	92.61%	239	86.28%	1,622	91.48%
	Over Votes:	0	0.00%	0	0.00%	0	0.00%	0	0.00%
	Under Votes:	22	8.33%	91	7.39%	38	13.72%	151	8.52%
City of Missouri City, Councilmember At-Large, Position 1, Vote For 1									
	Vashaundra Edwards	124	54.63%	606	55.04%	113	49.56%	843	54.18%
	Reginald Pearson	103	45.37%	495	44.96%	115	50.44%	713	45.82%
	Cast Votes:	227	85.98%	1,101	89.37%	228	82.31%	1,556	87.76%
	Over Votes:	0	0.00%	0	0.00%	0	0.00%	0	0.00%
	Under Votes:	37	14.02%	131	10.63%	49	17.69%	217	12.24%
City of Missouri City, Councilmember At-Large, Position 2, Vote For 1									
	Chris Preston	109	47.39%	536	48.86%	115	49.36%	760	48.72%
	James Mable	26	11.30%	211	19.23%	49	21.03%	286	18.33%
	Lynn Clouser	95	41.30%	350	31.91%	69	29.61%	514	32.95%
	Cast Votes:	230	87.12%	1,097	89.04%	233	84.12%	1,560	87.99%
	Over Votes:	0	0.00%	0	0.00%	0	0.00%	0	0.00%
	Under Votes:	34	12.88%	135	10.96%	44	15.88%	213	12.01%
City of Missouri City, PROPOSITION A, Vote For 1									
	FOR	184	81.06%	878	80.62%	188	78.99%	1,250	80.44%
	AGAINST	43	18.94%	211	19.38%	50	21.01%	304	19.56%
	Cast Votes:	227	85.98%	1,089	88.39%	238	85.92%	1,554	87.65%
	Over Votes:	0	0.00%	0	0.00%	0	0.00%	0	0.00%
	Under Votes:	37	14.02%	143	11.61%	39	14.08%	219	12.35%

City of Missouri City Precinct Report — Official

Harris County, Texas — Nov Live 110320 General and Special Elections — November 03, 2020

Page 2 of 2

11/14/2020 01:19 PM

Total Number of Voters : 1,656,686 of 2,431,457 = 68.14%

Precincts Reporting 1,473 of 9,009 = 16.35%

Number of District Voters: 2,491 of 3,618 = 68.85%

District Precincts Reporting 2 of 2 = 100.00%

Party	Candidate	Absentee		Early		Election		Total	
Precinct 0506 - 341 (Ballots Cast: 718)									
City of Missouri City, Mayor, Vote For 1									
	Fred G Taylor	12	13.04%	88	17.39%	13	22.03%	113	17.20%
	Robin J. Elackatt	6	6.52%	29	5.73%	9	15.25%	44	6.70%
	Yolanda Ford	74	80.43%	389	76.88%	37	62.71%	500	76.10%
	Cast Votes:	92	94.85%	506	91.01%	59	90.77%	657	91.50%
	Over Votes:	0	0.00%	0	0.00%	0	0.00%	0	0.00%
	Under Votes:	5	5.15%	50	8.99%	6	9.23%	61	8.50%
City of Missouri City, Councilmember At-Large, Position 1, Vote For 1									
	Vashaundra Edwards	56	60.87%	274	55.58%	29	50.88%	359	55.92%
	Reginald Pearson	36	39.13%	219	44.42%	28	49.12%	283	44.08%
	Cast Votes:	92	94.85%	493	88.67%	57	87.69%	642	89.42%
	Over Votes:	0	0.00%	0	0.00%	0	0.00%	0	0.00%
	Under Votes:	5	5.15%	63	11.33%	8	12.31%	76	10.58%
City of Missouri City, Councilmember At-Large, Position 2, Vote For 1									
	Chris Preston	55	59.78%	218	44.67%	28	49.12%	301	47.25%
	James Mable	17	18.48%	95	19.47%	10	17.54%	122	19.15%
	Lynn Clouser	20	21.74%	175	35.86%	19	33.33%	214	33.59%
	Cast Votes:	92	94.85%	488	87.77%	57	87.69%	637	88.72%
	Over Votes:	0	0.00%	0	0.00%	0	0.00%	0	0.00%
	Under Votes:	5	5.15%	68	12.23%	8	12.31%	81	11.28%
City of Missouri City, PROPOSITION A, Vote For 1									
	FOR	74	83.15%	388	80.33%	46	79.31%	508	80.63%
	AGAINST	15	16.85%	95	19.67%	12	20.69%	122	19.37%
	Cast Votes:	89	91.75%	483	86.87%	58	89.23%	630	87.74%
	Over Votes:	0	0.00%	0	0.00%	0	0.00%	0	0.00%
	Under Votes:	8	8.25%	73	13.13%	7	10.77%	88	12.26%



**CONCEJO MUNICIPAL
MEMORANDO DEL ORDEN DEL DÍA**

17 de noviembre de 2020

Para: La alcaldesa y el Concejo Municipal
Orden del día: 2(a) Ordenanza de escrutinio de los resultados de las elecciones generales y especiales

Presentado por: Maria Jackson, secretaria municipal

RESUMEN

Escutar los resultados de las elecciones municipales generales y especiales del 3 de noviembre de 2020.

ANTECEDENTES

El Consejo Municipal escruta los resultados para todas las elecciones de la Ciudad. Este orden del día tiene el propósito de escutar los resultados de las elecciones generales del 3 de noviembre de 2020, los cuales declaran a:

- Vashaundra Edwards como la funcionaria debidamente electa en la contienda de la posición general n.º 1 del Concejo Municipal de Missouri City.

Vashaundra Edwards tomará posesión del cargo durante la reunión regular del Concejo Municipal del 7 de diciembre de 2020.

Este orden del día tiene el propósito de escutar los resultados de la elección especial del 3 de noviembre de 2020, los cuales declaran a:

- La Ciudad de Missouri City Propuesta A según lo aprobado.

MATERIALES COMPLEMENTARIOS

1. Ordenanza

RECOMENDACIÓN DEL PERSONAL

Considerar escutar los resultados de las elecciones generales y especiales del 3 de noviembre de 2020.

Aprobación del director: Maria Jackson, secretaria municipal

ORDENANZA N.º O-20-__

UNA ORDENANZA DEL CONSEJO MUNICIPAL DE LA CIUDAD DE MISSOURI CITY, TEXAS, QUE SOMETE A ESCRUTINIO LOS RESULTADOS DE LAS ELECCIONES GENERALES CELEBRADAS EN LA CIUDAD DE MISSOURI CITY, TEXAS, EL DÍA 3 DE NOVIEMBRE DE 2020, CON EL FIN DE ELEGIR A UN ALCALDE Y A DOS CONCEJALES GENERALES; QUE SOMETE A ESCRUTINIO LOS RESULTADOS DE LAS ELECCIONES ESPECIALES EN LA MISMA FECHA CON EL FIN DE PRESENTAR A LOS VOTANTES CALIFICADOS DE LA CIUDAD UNA MEDIDA A FAVOR O EN CONTRA DE LA ADOPCIÓN DE LA LEY DE SERVICIO CIVIL PARA BOMBEROS Y OFICIALES DE POLICÍA; QUE DECLARA LA ELECCIÓN DE UN CONCEJAL GENERAL EN LA POSICIÓN N.º 1; Y QUE DISPONE SEPARABILIDAD.

* * * * *

CONSIDERANDO QUE, el 3 de agosto de 2020, el Concejo Municipal de la Ciudad de Missouri City, Texas (el “Consejo Municipal”), convocó unas elecciones generales municipales y unas elecciones especiales a celebrarse el 3 de noviembre de 2020; y

CONSIDERANDO QUE, por medio de la presente, los resultados electorales de las boletas emitidas en dichas elecciones generales municipales se someten a escrutinio para los siguientes funcionarios: Alcalde, Concejal General en la Posición n.º 1 y Concejal General en la Posición n.º 2; y

CONSIDERANDO QUE, por medio de la presente, los resultados electorales de los votos emitidos en dichas elecciones especiales se someten a escrutinio para la siguiente medida: Propuesta A (relacionada con la adopción de la Ley de Servicio Civil para Bomberos y Oficiales de Policía); y

CONSIDERANDO QUE, luego de someter debidamente a escrutinio dichos resultados de cada precinto, el Consejo Municipal determina que el total de votos emitidos en todos los precintos de la Ciudad durante dichas elecciones para los candidatos a dichos cargos y la dicha medida es el siguiente:

<u>Alcalde</u>	<u>Número de votos recibidos</u>	<u>Porcentaje de votos emitidos</u>
Fred G. Taylor	6,736	20.28%
Robin Elackatt	9,900	29.80%
Yolanda Ford	16,584	49.92%

<u>Concejal General en la Posición n.º 1</u>	<u>Número de votos recibidos</u>	<u>Porcentaje de votos emitidos</u>
Vashaundra Edwards	15,104	50.97%
Reginald Pearson	14,531	49.03%

<u>Concejal General en la Posición n.º 2</u>	<u>Número de votos recibidos</u>	<u>Porcentaje de votos emitidos</u>
Chris Preston	13,006	42.61%
James Mable	3,454	11.32%
Lynn Clouser	14,060	46.07%

<u>Propuesta</u>	<u>Número de votos recibidos</u>	<u>Porcentaje de votos emitidos</u>	<u>Número de votos recibidos</u>	<u>Porcentaje de votos emitidos</u>
A	<i>A FAVOR</i> 27,304	81.97%	<i>EN CONTRA</i> 6,004	18.03%

POR CONSIGUIENTE, ORDÉNESE POR EL CONCEJO MUNICIPAL DE LA CIUDAD DE MISSOURI CITY, TEXAS:

Sección 1. Que, por medio de la presente, los hechos y declaraciones establecidos en el preámbulo de esta Ordenanza se declaran verdaderos y correctos.

Sección 2. Que, por medio de la presente, se adjunta una tabulación de los resultados de cada precinto en los distritos A, B, C y D dentro de la Ciudad de Missouri City, Texas, para dichas elecciones generales, así como una tabulación de los resultados de cada precinto para la medida para dichas elecciones especiales, como Anexo "A" y forma parte de la misma.

Sección 3. Que, por medio de la presente, se declaran los resultados de dichas elecciones generales de la Ciudad y los mismos según lo establecido en este documento, y las siguientes personas nombradas deben servir en los puestos respectivos mencionados sujetos a la toma de posesión del cargo, según lo dispuesto por las leyes del Estado de Texas:

Concejal General en la Posición n.º 1: Vashaundra Edwards

Sección 4. Que, por medio de la presente, se declaran los resultados de dichas elecciones especiales de la Ciudad y los mismos según lo establecido en este documento, y se aprueba la Propuesta A.

Sección 5. Los resultados oficiales se entregarán a la Secretaria Municipal, a quien, por medio de la presente, se le ordena ingresar en el registro electoral las tabulaciones de los votos emitidos para cada candidato y cada medida con el fin de preservar dichas tabulaciones, según lo exigido por la ley.

Sección 6. Que la notificación de dichas elecciones fue debida y adecuadamente otorgada según lo exigido por la ley, y que dichas elecciones fueron debidamente celebradas y los resultados de la misma se procesaron por parte de los funcionarios correspondientes de dichas elecciones y todo conforme a la ley.

Sección 7. *Separabilidad.* Que si alguna sección, subsección, oración, cláusula o frase de esta Ordenanza o la aplicación de la misma a una persona en particular, o a un conjunto particular de circunstancias, por alguna razón se considerara inválida, dicha invalidez no afectará de ninguna manera las partes restantes de esta Ordenanza y, para tal fin, las diversas porciones y disposiciones de esta Ordenanza se declaran separables.

AUTORIZADA, APROBADA y ADOPTADA este día 17 de noviembre de 2020.

Yolanda Ford, alcaldesa

DOY FE:

APROBADA EN CUANTO A FORMA:

Maria Jackson, secretaria municipal

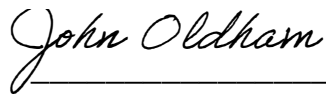
E. Joyce Iyamu, fiscal municipal

Anexo “A”

CANVASS

I, John Oldham, Elections Administrator for Fort Bend County Texas, do certify that in the election held on November 3, 2020 that 35,848 of 48,654 registered voters in the City of Missouri City cast ballots, and that the following are a true and accurate statement of the votes cast in the various precincts of the city of Missouri City, in the General and Special Election held on November 3, 2020 for the purpose of electing a Mayor and members of the City Council and to approve, or disapprove the adoption of a firefighters' and police officers' civil service law.

Dated: November 10, 2020



John Oldham
Elections Administrator
Fort Bend County, Texas

Summary Results Report
GENERAL JOINT AND SPECIAL ELECTION

OFFICIAL RESULTS

November 3, 2020

Fort Bend

STATISTICS

	TOTAL	Election Day	Early Voting	Absentee
Election Day Precincts Reporting	26 of 26	26	0	0
Precincts Complete	26 of 26	26	0	0
Registered Voters - Total	48,654			
Ballots Cast - Total	35,848	2,579	29,527	3,742
Ballots Cast - Blank	4	1	3	0
Voter Turnout - Total	73.68%			

Summary Results Report
GENERAL JOINT AND SPECIAL ELECTION

OFFICIAL RESULTS

November 3, 2020

Fort Bend

Mayor CITY OF MISSOURI CITY

Vote For 1

	TOTAL	Election Day	Early Voting	Absentee
Fred G Taylor	6,268	488	5,154	626
Robin J. Elackatt	9,690	575	8,093	1,022
Yolanda Ford	14,983	981	12,332	1,670
Total Votes Cast	30,941	2,044	25,579	3,318
Overvotes	0	0	0	0
Undervotes	4,907	535	3,948	424
Contest Totals	35,848	2,579	29,527	3,742
Precincts Reporting	26 of 26			

Councilmember At-Large, Position 1 CITY OF MISSOURI CITY

Vote For 1

	TOTAL	Election Day	Early Voting	Absentee
Vashaundra Edwards	13,902	945	11,437	1,520
Reginald Pearson	13,535	842	11,193	1,500
Total Votes Cast	27,437	1,787	22,630	3,020
Overvotes	0	0	0	0
Undervotes	8,411	792	6,897	722
Contest Totals	35,848	2,579	29,527	3,742
Precincts Reporting	26 of 26			

**Summary Results Report
GENERAL JOINT AND SPECIAL ELECTION**

OFFICIAL RESULTS

November 3, 2020

Fort Bend

Councilmember At-Large, Position 2 CITY OF MISSOURI CITY

Vote For 1

	TOTAL	Election Day	Early Voting	Absentee
Chris Preston	11,945	818	9,793	1,334
James Mable	3,046	259	2,486	301
Lynn Clouser	13,332	788	11,063	1,481
Total Votes Cast	28,323	1,865	23,342	3,116
Overvotes	1	0	0	1
Undervotes	7,524	714	6,185	625
Contest Totals	35,848	2,579	29,527	3,742
Precincts Reporting	26 of 26			

CITY OF MISSOURI CITY PROPOSITION A

Vote For 1

	TOTAL	Election Day	Early Voting	Absentee
FOR	25,546	1,752	21,093	2,701
AGAINST	5,578	389	4,659	530
Total Votes Cast	31,124	2,141	25,752	3,231
Overvotes	1	0	0	1
Undervotes	4,723	438	3,775	510
Contest Totals	35,848	2,579	29,527	3,742
Precincts Reporting	26 of 26			

Summary Results Report
GENERAL JOINT AND SPECIAL ELECTION
November 3, 2020

OFFICIAL RESULTS

Fort Bend

Statistics	TOTAL
Election Day Precincts Reporting	26 of 26
Registered Voters - Total	48,654
Ballots Cast - Total	35,848
Ballots Cast - Blank	4
Voter Turnout - Total	73.68%

Summary Results Report
GENERAL JOINT AND SPECIAL ELECTION
November 3, 2020

OFFICIAL RESULTS

Fort Bend

Mayor CITY OF MISSOURI CITY

Vote For 1

	TOTAL
Fred G Taylor	6,268
Robin J. Elackatt	9,690
Yolanda Ford	14,983
Total Votes Cast	30,941
Overvotes	0
Undervotes	4,907
Contest Totals	35,848
Precincts Reporting	26 of 26

Councilmember At-Large, Position 1 CITY OF MISSOURI CITY

Vote For 1

	TOTAL
Vashaundra Edwards	13,902
Reginald Pearson	13,535
Total Votes Cast	27,437
Overvotes	0
Undervotes	8,411
Contest Totals	35,848
Precincts Reporting	26 of 26

Councilmember At-Large, Position 2 CITY OF MISSOURI CITY

Vote For 1

	TOTAL
Chris Preston	11,945
James Mable	3,046
Lynn Clouser	13,332
Total Votes Cast	28,323
Overvotes	1
Undervotes	7,524
Contest Totals	35,848
Precincts Reporting	26 of 26

CITY OF MISSOURI CITY PROPOSITION A

Vote For 1

	TOTAL
FOR	25,546
AGAINST	5,578
Total Votes Cast	31,124
Overvotes	1
Undervotes	4,723
Contest Totals	35,848
Precincts Reporting	26 of 26

City of Missouri City Precinct Canvass
 GENERAL JOINT AND SPECIAL ELECTION

OFFICIAL RESULTS

November 3, 2020

Fort Bend

Mayor CITY OF MISSOURI CITY							
VOTE FOR 1							
26 of 26 Precincts Reporting							
	Fred G Taylor	Robin J. Elackatt	Volanda Ford	Total Votes Cast	Overvotes	Undervotes	Contest Total
1109 MF	6	6	50	62	0	8	70
2033 QV	83	182	259	524	0	75	599
2033 TB	41	81	116	238	0	33	271
2033 MC	0	3	5	8	0	3	11
2050	471	143	1,352	1,966	0	136	2,102
2059	304	113	1,037	1,454	0	126	1,580
2061 MD	25	69	37	131	0	39	170
2075	225	102	892	1,219	0	126	1,345
2077	266	183	936	1,385	0	136	1,521
2078 MA	78	87	155	320	0	108	428
2081	206	164	447	817	0	129	946
2089	194	82	653	929	0	76	1,005
2090	72	309	143	524	0	46	570
2091	84	153	207	444	0	58	502
2092 MB	74	93	200	367	0	44	411
2092 QM	26	81	42	149	0	16	165
2093 QV	49	90	164	303	0	43	346
2093 MC	1	1	0	2	0	1	3
2108 MC	468	657	1,216	2,341	0	406	2,747
2108 M48	405	410	1,037	1,852	0	283	2,135
2112 MA	0	0	0	0	0	0	0
2115 TB	58	95	130	283	0	25	308
2115 MC	50	30	145	225	0	32	257
2115 QV	130	143	369	642	0	80	722
2136 TB	56	59	110	225	0	23	248
2136 MC	0	0	0	0	0	0	0
2151 MD	390	443	800	1,633	0	301	1,934
2157 MD	53	166	128	347	0	60	407
4028	283	802	567	1,652	0	187	1,839
4030 QA	63	277	63	403	0	30	433

Mayor CITY OF MISSOURI CITY							
VOTE FOR 1							
26 of 26 Precincts Reporting							
	Fred G Taylor	Robin J. Elackatt	Yolanda Ford	Total Votes Cast	Overvotes	Undervotes	Contest Total
4030 ME	4	16	11	31	0	14	45
4030 TU	235	863	413	1,511	0	202	1,713
4049 MG	386	661	796	1,843	0	465	2,308
4049 QB	56	52	211	319	0	51	370
4062 MM8	0	0	0	0	0	0	0
4062 TU	28	154	44	226	0	20	246
4062 ME	368	860	788	2,016	0	342	2,358
4062 QA	25	112	36	173	0	15	188
4065 MH	565	1,211	804	2,580	0	665	3,245
4127	440	737	620	1,797	0	503	2,300
Totals	6,268	9,690	14,983	30,941	0	4,907	35,848

City of Missouri City Prtecinct Canvass
 GENERAL JOINT AND SPECIAL ELECTION

OFFICIAL RESULTS

November 3, 2020

Fort Bend

Councilmember At-Large, Position 1 CITY OF						
VOTE FOR 1						
26 of 26 Precincts Reporting						
	Vashaundra Edwards	Reginald Pearson	Total Votes Cast	Overvotes	Undervotes	Contest Total
1109 MF	34	19	53	0	17	70
2033 QV	222	260	482	0	117	599
2033 TB	80	129	209	0	62	271
2033 MC	2	5	7	0	4	11
2050	1,179	661	1,840	0	262	2,102
2059	789	578	1,367	0	213	1,580
2061 MD	52	57	109	0	61	170
2075	629	499	1,128	0	217	1,345
2077	738	525	1,263	0	258	1,521
2078 MA	162	116	278	0	150	428
2081	346	407	753	0	193	946
2089	534	341	875	0	130	1,005
2090	147	312	459	0	111	570
2091	179	212	391	0	111	502
2092 MB	175	154	329	0	82	411
2092 QM	38	87	125	0	40	165
2093 QV	149	117	266	0	80	346
2093 MC	1	0	1	0	2	3
2108 MC	1,159	887	2,046	0	701	2,747
2108 M48	964	679	1,643	0	492	2,135
2112 MA	0	0	0	0	0	0
2115 TB	114	135	249	0	59	308
2115 MC	118	92	210	0	47	257
2115 QV	260	324	584	0	138	722
2136 TB	101	102	203	0	45	248
2136 MC	0	0	0	0	0	0
2151 MD	742	628	1,370	0	564	1,934
2157 MD	144	156	300	0	107	407
4028	540	927	1,467	0	372	1,839
4030 QA	78	275	353	0	80	433

Councilmember At-Large, Position 1 CITY OF						
VOTE FOR 1						
26 of 26 Precincts Reporting						
	Vashaundra Edwards	Reginald Pearson	Total Votes Cast	Overvotes	Undervotes	Contest Total
4030 ME	11	16	27	0	18	45
4030 TU	431	903	1,334	0	379	1,713
4049 MG	844	722	1,566	0	742	2,308
4049 QB	167	123	290	0	80	370
4062 MM8	0	0	0	0	0	0
4062 TU	54	148	202	0	44	246
4062 ME	853	885	1,738	0	620	2,358
4062 QA	38	117	155	0	33	188
4065 MH	1,107	1,104	2,211	0	1,034	3,245
4127	721	833	1,554	0	746	2,300
Totals	13,902	13,535	27,437	0	8,411	35,848

City of Missouri City Precinct Canvass
 GENERAL JOINT AND SPECIAL ELECTION

OFFICIAL RESULTS

November 3, 2020

Fort Bend

Councilmember At-Large, Position 2 CITY OF MISSOURI CITY							
VOTE FOR 1							
26 of 26 Precincts Reporting							
	Chris Preston	James Mable	Lynn Clouser	Total Votes Cast	Overvotes	Undervotes	Contest Total
1109 MF	39	5	10	54	0	16	70
2033 QV	199	49	239	487	0	112	599
2033 TB	81	25	115	221	0	50	271
2033 MC	6	1	1	8	0	3	11
2050	791	125	980	1,896	0	206	2,102
2059	626	106	694	1,426	0	154	1,580
2061 MD	46	20	49	115	0	55	170
2075	584	110	468	1,162	0	183	1,345
2077	680	118	527	1,325	0	196	1,521
2078 MA	125	51	109	285	0	143	428
2081	306	102	358	766	0	180	946
2089	400	75	420	895	0	110	1,005
2090	135	29	311	475	0	95	570
2091	171	30	207	408	0	94	502
2092 MB	165	28	151	344	0	67	411
2092 QM	51	10	71	132	0	33	165
2093 QV	109	39	127	275	0	71	346
2093 MC	0	1	0	1	0	2	3
2108 MC	853	268	1,013	2,134	0	613	2,747
2108 M48	708	198	803	1,709	0	426	2,135
2112 MA	0	0	0	0	0	0	0
2115 TB	98	18	150	266	0	42	308
2115 MC	121	18	81	220	0	37	257
2115 QV	253	45	298	596	0	126	722
2136 TB	84	20	106	210	0	38	248
2136 MC	0	0	0	0	0	0	0
2151 MD	605	189	632	1,426	0	508	1,934
2157 MD	121	45	147	313	0	94	407
4028	543	142	828	1,513	0	326	1,839
4030 QA	92	17	256	365	0	68	433

Councilmember At-Large, Position 2 CITY OF MISSOURI CITY							
VOTE FOR 1							
26 of 26 Precincts Reporting							
	Chris Preston	James Mable	Lynn Clouser	Total Votes Cast	Overvotes	Undervotes	Contest Total
4030 ME	13	4	12	29	0	16	45
4030 TU	462	106	812	1,380	0	333	1,713
4049 MG	834	237	564	1,635	0	673	2,308
4049 QB	110	46	129	285	0	85	370
4062 MM8	0	0	0	0	0	0	0
4062 TU	56	10	141	207	0	39	246
4062 ME	721	187	911	1,819	1	538	2,358
4062 QA	41	3	117	161	0	27	188
4065 MH	1,040	328	848	2,216	0	1,029	3,245
4127	676	241	647	1,564	0	736	2,300
Totals	11,945	3,046	13,332	28,323	1	7,524	35,848

City of Missouri City Precinct Canvass
 GENERAL JOINT AND SPECIAL ELECTION

OFFICIAL RESULTS

November 3, 2020

Fort Bend

CITY OF MISSOURI CITY PROPOSITION A						
VOTE FOR 1						
26 of 26 Precincts Reporting						
	FOR	AGAINST	Total Votes Cast	Overvotes	Undervotes	Contest Total
1109 MF	39	19	58	0	12	70
2033 QV	422	95	517	0	82	599
2033 TB	202	39	241	0	30	271
2033 MC	7	1	8	0	3	11
2050	1,516	401	1,917	0	185	2,102
2059	1,182	244	1,426	0	154	1,580
2061 MD	122	23	145	0	25	170
2075	979	220	1,199	0	146	1,345
2077	1,085	285	1,370	0	151	1,521
2078 MA	274	62	336	0	92	428
2081	690	144	834	0	112	946
2089	700	197	897	0	108	1,005
2090	422	85	507	1	62	570
2091	377	76	453	0	49	502
2092 MB	323	63	386	0	25	411
2092 QM	135	17	152	0	13	165
2093 QV	251	48	299	0	47	346
2093 MC	1	2	3	0	0	3
2108 MC	1,912	444	2,356	0	391	2,747
2108 M48	1,458	347	1,805	0	330	2,135
2112 MA	0	0	0	0	0	0
2115 TB	239	44	283	0	25	308
2115 MC	199	31	230	0	27	257
2115 QV	541	109	650	0	72	722
2136 TB	179	40	219	0	29	248
2136 MC	0	0	0	0	0	0
2151 MD	1,373	317	1,690	0	244	1,934
2157 MD	274	77	351	0	56	407
4028	1,407	264	1,671	0	168	1,839
4030 QA	331	63	394	0	39	433

CITY OF MISSOURI CITY PROPOSITION A						
VOTE FOR 1						
26 of 26 Precincts Reporting						
	FOR	AGAINST	Total Votes Cast	Overvotes	Undervotes	Contest Total
4030 ME	27	5	32	0	13	45
4030 TU	1,275	256	1,531	0	182	1,713
4049 MG	1,581	314	1,895	0	413	2,308
4049 QB	265	53	318	0	52	370
4062 MM8	0	0	0	0	0	0
4062 TU	188	33	221	0	25	246
4062 ME	1,624	373	1,997	0	361	2,358
4062 QA	144	29	173	0	15	188
4065 MH	2,244	441	2,685	0	560	3,245
4127	1,558	317	1,875	0	425	2,300
Totals	25,546	5,578	31,124	1	4,723	35,848

City of Missouri City Cumulative Report — Official
Harris County, Texas — Nov Live 110320 General and Special Elections — November 03, 2020

Total Number of Voters : 1,656,686 of 2,431,457 = 68.14%
 Number of District Voters: 2,491 of 3,618 = 68.85%

Precincts Reporting 1,473 of 9,009 = 16.35%
 District Precincts Reporting 2 of 2 = 100.00%

Party	Candidate	Absentee		Early		Election		Total	
-------	-----------	----------	--	-------	--	----------	--	-------	--

City of Missouri City, Mayor, Vote For 1

Fred G Taylor		43	12.87%	334	20.28%	91	30.54%	468	20.54%
Robin J. Elackatt		34	10.18%	132	8.01%	44	14.77%	210	9.21%
Yolanda Ford		257	76.95%	1,181	71.71%	163	54.70%	1,601	70.25%
Cast Votes:		334	92.52%	1,647	92.11%	298	87.13%	2,279	91.49%
Over Votes:		0	0.00%	0	0.00%	0	0.00%	0	0.00%
Under Votes:		27	7.48%	141	7.89%	44	12.87%	212	8.51%

Precincts			Voters		
Counted	Total	Percent	Ballots	Registered	Percent
2	2	100.00%	2,491	3,618	68.85%

City of Missouri City, Councilmember At-Large, Position 1, Vote For 1

Vashaundra Edwards		180	56.43%	880	55.21%	142	49.82%	1,202	54.69%
Reginald Pearson		139	43.57%	714	44.79%	143	50.18%	996	45.31%
Cast Votes:		319	88.37%	1,594	89.15%	285	83.33%	2,198	88.24%
Over Votes:		0	0.00%	0	0.00%	0	0.00%	0	0.00%
Under Votes:		42	11.63%	194	10.85%	57	16.67%	293	11.76%

Precincts			Voters		
Counted	Total	Percent	Ballots	Registered	Percent
2	2	100.00%	2,491	3,618	68.85%

City of Missouri City, Councilmember At-Large, Position 2, Vote For 1

Chris Preston		164	50.93%	754	47.57%	143	49.31%	1,061	48.29%
James Mable		43	13.35%	306	19.31%	59	20.34%	408	18.57%
Lynn Clouser		115	35.71%	525	33.12%	88	30.34%	728	33.14%
Cast Votes:		322	89.20%	1,585	88.65%	290	84.80%	2,197	88.20%
Over Votes:		0	0.00%	0	0.00%	0	0.00%	0	0.00%
Under Votes:		39	10.80%	203	11.35%	52	15.20%	294	11.80%

Precincts			Voters		
Counted	Total	Percent	Ballots	Registered	Percent
2	2	100.00%	2,491	3,618	68.85%

City of Missouri City Cumulative Report — Official
Harris County, Texas — Nov Live 110320 General and Special Elections — November 03, 2020

Total Number of Voters : 1,656,686 of 2,431,457 = 68.14%
 Number of District Voters: 2,491 of 3,618 = 68.85%

Precincts Reporting 1,473 of 9,009 = 16.35%
 District Precincts Reporting 2 of 2 = 100.00%

Party	Candidate	Absentee		Early		Election		Total	
-------	-----------	----------	--	-------	--	----------	--	-------	--

City of Missouri City, PROPOSITION A, Vote For 1

FOR	258	81.65%	1,266	80.53%	234	79.05%	1,758	80.49%
AGAINST	58	18.35%	306	19.47%	62	20.95%	426	19.51%

Cast Votes:	316	87.53%	1,572	87.92%	296	86.55%	2,184	87.68%
Over Votes:	0	0.00%	0	0.00%	0	0.00%	0	0.00%
Under Votes:	45	12.47%	216	12.08%	46	13.45%	307	12.32%

Precincts			Voters		
Counted	Total	Percent	Ballots	Registered	Percent
2	2	100.00%	2,491	3,618	68.85%

City of Missouri City Canvass Report — Total Voters — Official
Harris County, Texas — Nov Live 110320 General and Special Elections — November 03, 2020

Total Number of Voters: 1,656,686 of 2,431,457 = 68.14%

Precincts Reporting 1,473 of 9,009 = 16.35%

Number of District Voters: 2,491 of 3,618 = 68.85%

District Precincts Reporting 2 of 2 = 100.00%

City of Missouri City, Mayor

Precinct	Early Ballots Cast	Election Ballots Cast	Total Ballots Cast	Registered Voters	Percent Turnout	Fred G Taylor	Robin J. Elackatt	Yolanda Ford	Totals
0506 - 340	1,496	277	1,773	2,592	68.40%	355	166	1,101	1,622
0506 - 341	653	65	718	1,026	69.98%	113	44	500	657
Totals:	2,149	342	2,491	3,618		468	210	1,601	2,279

City of Missouri City Canvass Report — Total Voters — Official
Harris County, Texas — Nov Live 110320 General and Special Elections — November 03, 2020

Total Number of Voters: 1,656,686 of 2,431,457 = 68.14%

Precincts Reporting 1,473 of 9,009 = 16.35%

Number of District Voters: 2,491 of 3,618 = 68.85%

District Precincts Reporting 2 of 2 = 100.00%

City of Missouri City, Councilmember At-Large, Position 1

Precinct	Early Ballots Cast	Election Ballots Cast	Total Ballots Cast	Registered Voters	Percent Turnout	Vashaundra Edwards	Reginald Pearson	Totals
0506 - 340	1,496	277	1,773	2,592	68.40%	843	713	1,556
0506 - 341	653	65	718	1,026	69.98%	359	283	642
Totals:	2,149	342	2,491	3,618		1,202	996	2,198

City of Missouri City Canvass Report — Total Voters — Official
Harris County, Texas — Nov Live 110320 General and Special Elections — November 03, 2020

Total Number of Voters: 1,656,686 of 2,431,457 = 68.14%

Precincts Reporting 1,473 of 9,009 = 16.35%

Number of District Voters: 2,491 of 3,618 = 68.85%

District Precincts Reporting 2 of 2 = 100.00%

City of Missouri City, Councilmember At-Large, Position 2

Precinct	Early Ballots Cast	Election Ballots Cast	Total Ballots Cast	Registered Voters	Percent Turnout	Chris Preston	James Mable	Lynn Clouser	Totals
0506 - 340	1,496	277	1,773	2,592	68.40%	760	286	514	1,560
0506 - 341	653	65	718	1,026	69.98%	301	122	214	637
Totals:	2,149	342	2,491	3,618		1,061	408	728	2,197

City of Missouri City Canvass Report — Total Voters — Official
Harris County, Texas — Nov Live 110320 General and Special Elections — November 03, 2020

Total Number of Voters: 1,656,686 of 2,431,457 = 68.14%

Precincts Reporting 1,473 of 9,009 = 16.35%

Number of District Voters: 2,491 of 3,618 = 68.85%

District Precincts Reporting 2 of 2 = 100.00%

City of Missouri City, PROPOSITION A

Precinct	Early Ballots Cast	Election Ballots Cast	Total Ballots Cast	Registered Voters	Percent Turnout	FOR	AGAINST	Totals
0506 - 340	1,496	277	1,773	2,592	68.40%	1,250	304	1,554
0506 - 341	653	65	718	1,026	69.98%	508	122	630
Totals:	2,149	342	2,491	3,618		1,758	426	2,184

City of Missouri City Precinct Report — Official

Harris County, Texas — Nov Live 110320 General and Special Elections — November 03, 2020

Total Number of Voters : 1,656,686 of 2,431,457 = 68.14%

Precincts Reporting 1,473 of 9,009 = 16.35%

Number of District Voters: 2,491 of 3,618 = 68.85%

District Precincts Reporting 2 of 2 = 100.00%

Party	Candidate	Absentee		Early		Election		Total	
Precinct 0506 - 340 (Ballots Cast: 1,773)									
City of Missouri City, Mayor, Vote For 1									
	Fred G Taylor	31	12.81%	246	21.56%	78	32.64%	355	21.89%
	Robin J. Elackatt	28	11.57%	103	9.03%	35	14.64%	166	10.23%
	Yolanda Ford	183	75.62%	792	69.41%	126	52.72%	1,101	67.88%
	Cast Votes:	242	91.67%	1,141	92.61%	239	86.28%	1,622	91.48%
	Over Votes:	0	0.00%	0	0.00%	0	0.00%	0	0.00%
	Under Votes:	22	8.33%	91	7.39%	38	13.72%	151	8.52%
City of Missouri City, Councilmember At-Large, Position 1, Vote For 1									
	Vashaundra Edwards	124	54.63%	606	55.04%	113	49.56%	843	54.18%
	Reginald Pearson	103	45.37%	495	44.96%	115	50.44%	713	45.82%
	Cast Votes:	227	85.98%	1,101	89.37%	228	82.31%	1,556	87.76%
	Over Votes:	0	0.00%	0	0.00%	0	0.00%	0	0.00%
	Under Votes:	37	14.02%	131	10.63%	49	17.69%	217	12.24%
City of Missouri City, Councilmember At-Large, Position 2, Vote For 1									
	Chris Preston	109	47.39%	536	48.86%	115	49.36%	760	48.72%
	James Mable	26	11.30%	211	19.23%	49	21.03%	286	18.33%
	Lynn Clouser	95	41.30%	350	31.91%	69	29.61%	514	32.95%
	Cast Votes:	230	87.12%	1,097	89.04%	233	84.12%	1,560	87.99%
	Over Votes:	0	0.00%	0	0.00%	0	0.00%	0	0.00%
	Under Votes:	34	12.88%	135	10.96%	44	15.88%	213	12.01%
City of Missouri City, PROPOSITION A, Vote For 1									
	FOR	184	81.06%	878	80.62%	188	78.99%	1,250	80.44%
	AGAINST	43	18.94%	211	19.38%	50	21.01%	304	19.56%
	Cast Votes:	227	85.98%	1,089	88.39%	238	85.92%	1,554	87.65%
	Over Votes:	0	0.00%	0	0.00%	0	0.00%	0	0.00%
	Under Votes:	37	14.02%	143	11.61%	39	14.08%	219	12.35%

City of Missouri City Precinct Report — Official

Harris County, Texas — Nov Live 110320 General and Special Elections — November 03, 2020

Page 2 of 2

11/14/2020 01:19 PM

Total Number of Voters : 1,656,686 of 2,431,457 = 68.14%

Precincts Reporting 1,473 of 9,009 = 16.35%

Number of District Voters: 2,491 of 3,618 = 68.85%

District Precincts Reporting 2 of 2 = 100.00%

Party	Candidate	Absentee		Early		Election		Total	
Precinct 0506 - 341 (Ballots Cast: 718)									
City of Missouri City, Mayor, Vote For 1									
	Fred G Taylor	12	13.04%	88	17.39%	13	22.03%	113	17.20%
	Robin J. Elackatt	6	6.52%	29	5.73%	9	15.25%	44	6.70%
	Yolanda Ford	74	80.43%	389	76.88%	37	62.71%	500	76.10%
	Cast Votes:	92	94.85%	506	91.01%	59	90.77%	657	91.50%
	Over Votes:	0	0.00%	0	0.00%	0	0.00%	0	0.00%
	Under Votes:	5	5.15%	50	8.99%	6	9.23%	61	8.50%
City of Missouri City, Councilmember At-Large, Position 1, Vote For 1									
	Vashaundra Edwards	56	60.87%	274	55.58%	29	50.88%	359	55.92%
	Reginald Pearson	36	39.13%	219	44.42%	28	49.12%	283	44.08%
	Cast Votes:	92	94.85%	493	88.67%	57	87.69%	642	89.42%
	Over Votes:	0	0.00%	0	0.00%	0	0.00%	0	0.00%
	Under Votes:	5	5.15%	63	11.33%	8	12.31%	76	10.58%
City of Missouri City, Councilmember At-Large, Position 2, Vote For 1									
	Chris Preston	55	59.78%	218	44.67%	28	49.12%	301	47.25%
	James Mable	17	18.48%	95	19.47%	10	17.54%	122	19.15%
	Lynn Clouser	20	21.74%	175	35.86%	19	33.33%	214	33.59%
	Cast Votes:	92	94.85%	488	87.77%	57	87.69%	637	88.72%
	Over Votes:	0	0.00%	0	0.00%	0	0.00%	0	0.00%
	Under Votes:	5	5.15%	68	12.23%	8	12.31%	81	11.28%
City of Missouri City, PROPOSITION A, Vote For 1									
	FOR	74	83.15%	388	80.33%	46	79.31%	508	80.63%
	AGAINST	15	16.85%	95	19.67%	12	20.69%	122	19.37%
	Cast Votes:	89	91.75%	483	86.87%	58	89.23%	630	87.74%
	Over Votes:	0	0.00%	0	0.00%	0	0.00%	0	0.00%
	Under Votes:	8	8.25%	73	13.13%	7	10.77%	88	12.26%



CITY COUNCIL AGENDA ITEM COVER MEMO

November 17, 2020

To: Mayor and City Council
Agenda Item: 2(b) Ordinance ordering the December 12, 2020 special runoff election.
Submitted by: Maria Jackson, City Secretary

SYNOPSIS

This is a one-reading ordinance ordering a special runoff election on December 12, 2020, to elect the Mayor and Councilmember At-Large, Position 2.

BACKGROUND

Statutorily, the special runoff election must be ordered from November 6, 2020 to November 23, 2020. If Council passes the ordinance tonight, the City will be within the time constraints to order the election.

BUDGET ANALYSIS

Funding Source	Account Number	Project Code/Name	FY21 Funds Budgeted	FY21 Funds Available	Amount Requested
General Fund	101-53511-10-102	Election Expense	\$60,200	\$60,200	\$20,000 <i>(estimated)</i>

Purchasing Review: N/A

Financial/Budget Review: *Bertha P. Alexander, Budget & Financial Reporting Manager*

Note: Compliance with the conflict of interest questionnaire requirements, if applicable, and the interested party disclosure requirements (HB 1295) has been confirmed/is pending within 30-days of this Council action and prior to execution.

Sufficient funds have been budgeted for conducting the City's special runoff election on December 12, 2020. The cost of Missouri City's election is dependent upon the shared cost of each jurisdiction contracting with Fort Bend County for election services in December.

Below are the total costs of contracting our election services from 2010 to 2019:

Year	Total Cost	Election Information
2019	\$17,041.92	<p>November 5, 2019, General Election to elect District City Councilmembers</p> <p><i>Expenses Include:</i> Fort Bend County Election Costs: \$12,200.00 Harris County Election Costs: \$2,724.83 Spanish Translations: \$1,155.14 Publications: \$856.95 Election Signs: \$105.00</p>
2018	\$67,579.67	<p>November 6, 2018, General Election to elect a Mayor and (2) At-Large City Councilmembers</p> <p>December 8, 2018, Runoff Election to elect a Mayor and At-Large Position 2 City Councilmember</p> <p><i>Expenses Include:</i> Fort Bend County Election Costs: \$54,244.00 Harris County Election Costs: \$3,847.34 Election Signs: \$480.00 Spanish Translation: \$3,381.41 Publications: \$5,626.92</p>
2017	\$21,638.26	<p>November 7, 2017, General Election to elect District City Councilmembers and Special Election regarding the (7) Charter Propositions.</p> <p><i>Total Expenses Include:</i> Fort Bend County Joint Election: \$10,527.55 Harris County Joint Election: \$1,657.03 Publications: \$5,143.68 Election Signs: \$280.00 Translations: \$4,030.00</p>
2016	\$50,365.38	<p>May 7, 2016, General Election to elect a Mayor and (2) At-Large City Councilmembers</p> <p>June 11, 2016, Runoff Election to elect an At-Large Position 2 City Councilmember</p> <p><i>Expenses Include:</i> Election Signs: \$1,665.62 Spanish Translation: \$599.90 Publications: \$2,964</p>
2015	\$17,881.82	<p>May 9, 2015, General Election to elect District City Councilmembers</p> <p>*District C and District D races were unopposed and candidates were elected into office</p> <p>*Expenses include: transaction costs, election signs, and legal publication notice.</p>

2014	24,525.58	<p>May 10, 2014, General Election to elect a Mayor and (2) At-Large City Councilmembers and a Special Bond Election for various public improvements which pertained to drainage, transportation, facilities and public safety.</p> <p>*At-Large Position 1 race was unopposed and candidate Jerry Wyatt was elected into office.</p> <p>***Election material was translated to Spanish.</p>
2013	\$42,903	<p>May 11, 2013, General Election to elect District City Councilmembers and Special Election regarding the (15) Charter Propositions.</p> <p>*District C and D races were unopposed; however, all district races were still on the ballot due to the Special election propositions.</p> <p>**Run-off election was held for Single member District A race.</p> <p>***Election material was translated to Spanish, Vietnamese, and Chinese.</p>
2012	\$183.82	<p>May 12, 2012, General Election to elect a Mayor and (2) At-Large City Councilmembers.</p> <p>*Missouri City May 12, 2012, was cancelled due to unopposed candidates.</p> <p>\$183.82 cost was for translation expenses.</p>
2011	\$12,664	<p>May 14, 2011, General Election to elect District City Councilmembers.</p> <p>*District B and District C races were unopposed and candidates were elected into office.</p>
2010	\$17,691	<p>May 8, 2010, General Election to elect a Mayor and (2) At-Large City Councilmembers.</p> <p>*A Special Election was also held on May 8, 2010, to consider two propositions: adoption of an ordinance prohibiting smoking in certain public places and regulating City-wide municipal consolidation of trash collection.</p>

SUPPORTING MATERIALS

1. Ordinance

STAFF'S RECOMMENDATION

Consider adopting the ordinance on the first and final reading.

Director Approval: Maria Jackson, City Secretary

ORDINANCE NO. O-20-__

AN ORDINANCE OF THE CITY OF MISSOURI CITY, TEXAS, PROVIDING FOR A SPECIAL RUNOFF ELECTION TO BE HELD ON DECEMBER 12, 2020, FOR THE PURPOSE OF ELECTING A MAYOR AND A COUNCILMEMBER-AT-LARGE, POSITION 2; PROVIDING FOR A JOINT ELECTION ON DECEMBER 12, 2020, TO BE ADMINISTERED BY FORT BEND COUNTY; PROVIDING FOR ELECTION PRECINCTS AND POLLING PLACES; PROVIDING FOR REPEAL; PROVIDING FOR SEVERABILITY; AND CONTAINING OTHER PROVISIONS RELATING TO THE SUBJECT.

* * * * *

WHEREAS, an order canvassing the returns and declaring the results of the City of Missouri City's governing body election held on November 3, 2020, was passed by the City Council of the City of Missouri City on November 17, 2020; and

WHEREAS, such order declared that in the race for Mayor, no candidate received a majority of the votes cast for such position; and

WHEREAS, such order declared that in the race for Councilmember-At-Large, Position 2, no candidate received a majority of the votes cast for such position; and

WHEREAS, pursuant to Article 6.03 of the Home Rule Charter of the City of Missouri City, Texas, and Chapter 2 of the Texas Election Code, a special runoff election must be held between the two candidates receiving the highest number of votes cast for such offices; and

WHEREAS, the two candidates receiving the highest number of votes for Mayor, Robin Elackatt and Yolanda Ford, are candidates for the office of Mayor, in a special runoff election to be held on December 12, 2020; now therefore,

WHEREAS, the two candidates receiving the highest number of votes for Councilmember-At-Large, Position 2, Lynn Clouser and Chris Preston, are candidates for the office of Councilmember-At-Large, Position 2, in a special runoff election to be held on December 12, 2020; now therefore,

BE IT ORDAINED BY THE CITY COUNCIL OF THE CITY OF MISSOURI CITY, TEXAS:

Section 1. The facts and recitations set forth in the preamble of this Ordinance are found to be true and correct.

Section 2. *Election Order.* A special runoff election is hereby called and ordered for the 12th day of December, 2020 ("Election Day"), at which election all qualified voters residing within the corporate limits of the City of Missouri City may vote

for the purpose of electing a Mayor and a Councilmember-At-Large, Position 2, respectively, for two-year terms. Said election shall be held in accordance with the Texas Election Code.

Section 3. *Election Administrator.* For the special runoff election called and ordered for the purpose of electing a Mayor and a Councilmember-At-Large, Position 2, the Fort Bend County Elections Administrator shall act as Contracting Officer. The Fort Bend County Elections Administrator shall designate the election officials for each City precinct in Fort Bend County and Harris County, and such election officials shall conduct the City's special runoff election in accordance with the "Joint Election Agreement and Contract for Election Services" entered into by the City and Fort Bend County on or about August 17, 2020. The Fort Bend Elections Administrator is hereby authorized and instructed to provide and furnish all necessary election supplies for all City precincts. The official mailing address of the Fort Bend Elections Administrator is 301 Jackson Street, Richmond, Texas 77469-3108, and the physical address is 4520 Reading Road, Suite A-400, Rosenberg, Texas 77471-2133.

Section 4. *Election Day Polling Places and Precincts.* The Fort Bend County and Harris County precincts within Missouri City shall constitute City election precincts. The polling places for each City election precinct on Election Day shall be at the locations designated by Fort Bend County as set forth in Exhibit A, attached hereto and made a part hereof. Exhibit A may be modified to include additional or different locations designated by the Fort Bend County Elections Administrator and to conform to the Fort Bend County Joint Election Agreement and Contract for Election Services.

Section 5. *Election Day Schedule.* Each polling place on Election Day shall be open from 7:00 a.m. to 7:00 p.m.

Section 6. *Early Voting Polling Places and Schedule.* Early voting by personal appearance shall be at the locations, dates, and times set forth in Exhibit B, attached hereto and made a part hereof. Exhibit B may be modified to include additional or different early voting locations, dates, and times designated by the Fort Bend County Elections Administrator and to conform to the Fort Bend County Joint Election Agreement and Contract for Election Services.

Section 7. *Early voting.* The Fort Bend County Elections Administrator is hereby designated as the Early Voting Clerk. An application for a ballot to be voted by mail shall be mailed to: Fort Bend County Elections, 301 Jackson Street, Richmond, Texas 77469. An application for a voting ballot to be voted by mail, must be received no later than the 11th day before Election Day.

Section 8. *Method of voting.* Voting at the election, including early voting by personal appearance, shall be by use of the voting system designated by Fort Bend County and approved by the Texas Secretary of State. Early voting by mail shall be by paper ballot processed by an Early Voting Ballot Board through an electronic voting system designated by Fort Bend County and approved by the Texas Secretary of State.

Section 9. *Notice of Changes.* The City Secretary shall provide notice of the special runoff election in accordance with state law and shall provide notice of any modifications to Exhibit A and Exhibit B on the City's internet website.

Section 10. *Canvassing.* The results of the special runoff election shall be canvassed and the returns shall be declared in accordance with state law.

Section 11. *Open meeting.* It is further found and determined that sufficient written notice of the date, hour, place and subject of this meeting of the City Council was posted at a place convenient to the public at the City Hall of the City for the time required by law preceding this meeting, as required by the Open Meetings Act, Chapter 551, Texas Government Code, and that this meeting has been open to the public as required by law at all times during which this Ordinance and the subject matter thereof has been discussed, considered and formally acted upon. The City Council further ratifies, approves and confirms such written notice and the contents and posting thereof.

Section 12. *Repeal.* Any ordinance or any part of an ordinance in conflict herewith shall be and is hereby repealed only to the extent of such conflict.

Section 13. *Severability.* That if any section, subsection, sentence, clause, or phrase of this ordinance, or the application of same to a particular set of persons or circumstances, should for any reason be held to be invalid or adjudged unconstitutional by a court of competent jurisdiction, such invalidity shall not affect the remaining portions of this ordinance, and to such end the various portions and provisions of this ordinance are declared to be severable; and the City Council of the City of Missouri City, Texas, declares it would have passed each and every part of the same notwithstanding the omission of any such part thus declared to be invalid or unconstitutional, or whether there be one or more parts.

PASSED, APPROVED, AND ADOPTED on first and final reading this 17th day of November, 2020.

Yolanda Ford, Mayor

ATTEST:

APPROVED AS TO FORM:

Maria Jackson, City Secretary

E. Joyce Iyamu, City Attorney

**Runoff Election
Election Day Vote Centers
December 12, 2020**

Eligible Missouri City voters residing in Fort Bend County:

Missouri City Precinct No. 1: Those portions of Fort Bend County election Precinct Nos. 1109, 2033, 2050, 2059, 2061, 2075, 2077, 2078, 2081, 2089, 2090, 2091, 2092, 2093, 2108, 2112, 2115, 2136, 2151, 2157, 4028, 4030, 4049, 4062, 4065, and 4127 located within the City.

Those portions of Fort Bend County Precincts Nos. 1097, 1118, 2088, and 4044 falling within the boundaries of the City of Missouri City but having no Missouri City residents will have no Missouri City election day polling places.

Eligible Missouri City voters residing in Harris County:

Missouri City Precinct No. 2: That portion of Harris County election Precinct No. 506 located within the City.

The portion of Harris County Precinct No. 337 falling within the boundaries of the City of Missouri City but having no Missouri City residents will have no Missouri City early voting polling places.

Missouri City Precinct 1 and Missouri City Precinct 2 polling places shall be the polling places set forth in the agreement to be entered into between the City of Missouri City and Fort Bend County for election services.

**Runoff Election
Early Voting Schedule
December 12, 2020**

Eligible Missouri City voters residing in Fort Bend County:

Missouri City Precinct No. 1: Those portions of Fort Bend County election Precinct Nos. 1109, 2033, 2050, 2059, 2061, 2075, 2077, 2078, 2081, 2089, 2090, 2091, 2092, 2093, 2108, 2112, 2115, 2136, 2151, 2157, 4028, 4030, 4049, 4062, 4065, and 4127 located within the City.

Those portions of Fort Bend County Precincts Nos. 1097, 1118, 2088, and 4044 falling within the boundaries of the City of Missouri City but having no Missouri City residents will have no Missouri City election day polling places.

Eligible Missouri City voters residing in Harris County:

Missouri City Precinct No. 2: That portion of Harris County election Precinct No. 506 located within the City.

The portion of Harris County Precinct No. 337 falling within the boundaries of the City of Missouri City but having no Missouri City residents will have no Missouri City early voting polling places.

Missouri City Precinct 1 and Missouri City Precinct 2 polling places shall be the polling places set forth in the agreement to be entered into between the City of Missouri City and Fort Bend County for election services.



CONCEJO MUNICIPAL MEMORANDO DEL ORDEN DEL DÍA

17 de noviembre de 2020

Para: La alcaldesa y el Concejo Municipal
Orden del día: 2(b) Ordenanza que ordena las elecciones especiales de segunda vuelta el día 12 de diciembre de 2020.

Presentado por: Maria Jackson, secretaria municipal

RESUMEN

Esta es una ordenanza de una sola lectura que ordena unas elecciones especiales de segunda vuelta para el día 12 de diciembre de 2020 con el fin de elegir a un alcalde y a un concejal general en la posición n.º 2.

ANTECEDENTES

Por ley, las elecciones especiales de segunda vuelta deben ordenarse en el periodo comprendido entre el 6 y 23 de noviembre de 2020. Si el Concejo aprueba la ordenanza esta noche, la Ciudad está dentro de los límites de tiempo para ordenar las elecciones.

ANÁLISIS DEL PRESUPUESTO

Fuente de financiación	Número de cuenta	Código/Nombre del proyecto	Fondos presupuestados para el año fiscal 2021	Fondos disponibles para el año fiscal 2021	Monto solicitado
Fondo general	101-53511-10-102	Gastos electorales	\$60,200	\$60,200	\$20,000 (estimado)

Revisión de adquisición: NA

Revisión financiera/del presupuesto: *Bertha P. Alexander, gerente de informes financieros y presupuestarios*

Nota: el cumplimiento de los requisitos del cuestionario de conflicto de intereses, si corresponde, y los requisitos de divulgación de la parte interesada (HB 1295) se han confirmado/están pendientes en un plazo de 30 días de esta acción del Concejo y antes de su ejecución.

Se han presupuestado fondos suficientes para llevar a cabo las elecciones especiales de segunda vuelta de la Ciudad el día 12 de diciembre de 2020. El costo de las elecciones de Missouri City depende del costo compartido de cada jurisdicción que contrate servicios electorales con el condado de Fort Bend en diciembre.

A continuación, se muestran los costos totales de contratación de nuestros servicios electorales de 2010 a 2019:

Año	Costo total	Información electoral
2019	\$17,041.92	<p>5 de noviembre de 2019: elecciones generales para elegir a concejales municipales de distrito.</p> <p><i>Gastos incluidos:</i> Costos electorales del condado de Fort Bend: \$12,200.00 Costos electorales del condado de Harris: \$2,724.83 Traducciones al español: \$1,155.14 Publicaciones: \$856.95 Carteles electorales: \$105.00</p>
2018	\$67,579.67	<p>6 de noviembre de 2018: elecciones generales para elegir a un alcalde a y a dos (2) concejales municipales generales.</p> <p>8 de diciembre de 2018: elecciones de segunda vuelta para elegir a un alcalde y a un concejal municipal general en la posición n.º 2.</p> <p><i>Gastos incluidos:</i> Costos electorales del condado de Fort Bend: \$54,244.00 Costos electorales del condado de Harris: \$3,847.34 Carteles electorales: \$480.00 Traducción al español: \$3,381.41 Publicaciones: \$5,626.92</p>
2017	\$21,638.26	<p>7 de noviembre de 2017: elecciones generales para elegir a concejales municipales de distrito y elecciones especiales con respecto a las siete (7) propuestas de los Estatutos.</p> <p><i>Gastos totales incluidos:</i> Elecciones conjuntas del condado de Fort Bend: \$10,527.55 Elecciones conjuntas del condado de Harris: \$1,657.03 Publicaciones: \$5,143.68 Carteles electorales: \$280.00 Traducciones: \$4,030.00</p>
2016	\$50,365.38	<p>7 de mayo de 2016: elecciones generales para elegir a un alcalde y a dos (2) concejales municipales generales.</p> <p>11 de junio de 2016: elecciones de segunda vuelta para elegir a un concejal municipal general en la posición n.º 2.</p> <p><i>Gastos incluidos:</i> Carteles electorales: \$1,665.62 Traducción al español: \$ 599.90 Publicaciones: \$2,964</p>

2015	\$17,881.82	<p>9 de mayo de 2015: elecciones generales para elegir a concejales municipales de distrito.</p> <p>*Las contiendas de los distritos C y D no tuvieron oposición y los candidatos fueron elegidos para el cargo.</p> <p>*Gastos incluidos: costos de transacción, carteles electorales y aviso de publicación legal.</p>
2014	\$24,525.58	<p>10 de mayo de 2014: elecciones generales para elegir a un alcalde y a dos (2) concejales municipales generales, y unas elecciones especiales para bonos para diversas mejoras públicas relacionadas con drenaje, transporte, instalaciones y seguridad pública.</p> <p>*La contienda para concejal general en la posición n.º 1 no tuvo oposición y el candidato Jerry Wyatt fue elegido para el cargo.</p> <p>** El material electoral se tradujo al español.</p>
2013	\$42,903	<p>11 de mayo de 2013: elecciones generales para elegir a concejales municipales de distrito y elecciones especiales con respecto a las quince (15) propuestas de los Estatutos.</p> <p>*Las contiendas de los distritos C y D no tuvieron oposición; sin embargo, todas las contiendas distritales todavía estaban en la boleta debido a las propuestas de las elecciones especiales.</p> <p>**Las elecciones de segunda vuelta se celebraron para la contienda de un solo miembro del Distrito A.</p> <p>***El material electoral se tradujo al español, vietnamita y chino.</p>
2012	\$183.82	<p>12 de mayo de 2012: elecciones generales para elegir a un alcalde y a dos (2) concejales municipales generales.</p> <p>*Las elecciones de Missouri City del día 12 de mayo de 2012 se cancelaron debido a candidatos sin oposición.</p> <p>El costo de \$183.82 fue por concepto de gastos de traducción.</p>
2011	\$12,664	<p>14 de mayo de 2011: elecciones generales para elegir a concejales municipales de distrito.</p> <p>*Las contiendas de los distritos B y C no tuvieron oposición y los candidatos fueron elegidos para el cargo.</p>
2010	\$17,691	<p>8 de mayo de 2010: elecciones generales para elegir a un alcalde y a dos (2) concejales municipales generales.</p> <p>*También se celebraron unas elecciones especiales el 8 de mayo de 2010 para considerar dos propuestas: la adopción de una ordenanza que prohíbe fumar en ciertos lugares públicos y para regular la consolidación municipal de la recolección de basura en toda la Ciudad.</p>

MATERIALES COMPLEMENTARIOS

1. Ordenanza

RECOMENDACIÓN DEL PERSONAL

Considerar adoptar la ordenanza en la primera y última lecturas.

Aprobación del director:

Maria Jackson, secretaria municipal

ORDENANZA N.º O-20-__

UNA ORDENANZA DE LA CIUDAD DE MISSOURI CITY, TEXAS, QUE DISPONE UNAS ELECCIONES ESPECIALES DE SEGUNDA VUELTA QUE SE CELEBRARÁN EL DÍA 12 DE DICIEMBRE DE 2020, CON EL PROPÓSITO DE ELEGIR A UN ALCALDE Y A UN CONCEJAL GENERAL EN LA POSICIÓN N.º 2; QUE DISPONE UNAS ELECCIONES CONJUNTAS EL DÍA 12 DE DICIEMBRE DE 2020, QUE SERÁN ADMINISTRADAS POR EL CONDADO DE FORT BEND; QUE DISPONE PRECINTOS ELECTORALES Y LUGARES DE VOTACIÓN; QUE DISPONE DEROGACIÓN; QUE DISPONE SEPARABILIDAD; Y QUE CONTIENE OTRAS DISPOSICIONES RELACIONADAS CON EL ASUNTO.

* * * * *

CONSIDERANDO QUE, el día 17 de noviembre de 2020, el Consejo Municipal de la Ciudad de Missouri aprobó una orden que somete a escrutinio y declara los resultados de las elecciones del órgano de gobierno de la Ciudad de Missouri City, celebradas el 3 de noviembre de 2020; y

CONSIDERANDO QUE, dicha orden declaró que, en la contienda por el cargo de Alcalde, ningún candidato obtuvo la mayoría de los votos emitidos para tal puesto; y

CONSIDERANDO QUE, dicha orden declaró que, en la contienda por el cargo de Concejal General en la Posición n.º 2, ningún candidato obtuvo la mayoría de los votos emitidos para tal puesto; y

CONSIDERANDO QUE, de conformidad con el artículo 6.03 de los Estatutos de Autonomía de la Ciudad de Missouri City, Texas, y el capítulo 2 del Código Electoral de Texas, se deben celebrar unas elecciones especiales de segunda vuelta entre los dos candidatos que recibieron el mayor número de votos emitidos para tales cargos; y

CONSIDERANDO QUE, los dos candidatos que recibieron el mayor número de votos para el cargo de Alcalde, Yolanda Ford y Allen Owen, son candidatos para el cargo de Alcalde en unas elecciones especiales de segunda vuelta que se celebrarán el día 12 de diciembre de 2020; por consiguiente,

CONSIDERANDO QUE, los dos candidatos que recibieron el mayor número de votos para el cargo de Concejal General en la Posición n.º 2, Chris Preston y Susan Soto, son candidatos para el cargo de Concejal General en la Posición n.º 2 en unas elecciones especiales de segunda vuelta que se celebrarán el día 12 de diciembre de 2020; por consiguiente,

ORDÉNESE POR EL CONCEJO MUNICIPAL DE LA CIUDAD DE MISSOURI CITY, TEXAS:

Sección 1. Los hechos y las declaraciones establecidos en el preámbulo de esta Ordenanza se consideran verdaderos y correctos.

Sección 2. *Orden electoral.* Por medio de la presente, se convocan y ordenan unas elecciones especiales de segunda vuelta para el día 12 de diciembre de 2020 (“Día de las Elecciones”), en las cuales todos los votantes calificados que residen dentro de los límites corporativos de la Ciudad de Missouri City pueden votar con el fin de elegir a un Alcalde y a un Concejal General en la Posición n.º 2, respectivamente, por períodos de dos años. Dichas elecciones se celebrarán de acuerdo con el Código Electoral de Texas.

Sección 3. *Administrador Electoral.* Para las elecciones especiales de segunda vuelta convocadas y ordenadas con el fin de elegir a un Alcalde y a un Concejal General en la Posición n.º 2, el Administrador Electoral del Condado de Fort Bend actuará como Funcionario Contratante. El Administrador Electoral del Condado de Fort Bend designará a los funcionarios electorales para cada precinto de la Ciudad en el Condado de Fort Bend y el Condado de Harris, y dichos funcionarios electorales organizarán las elecciones especiales de segunda vuelta de la Ciudad de acuerdo con el “Acuerdo y Contrato para Servicios Electorales de las Elecciones Conjuntas” celebrado entre la Ciudad y el Condado de Fort Bend el día 17 de agosto de 2020 o alrededor de esa fecha. Por medio de la presente, se autoriza al Administrador Electoral de Fort Bend y se le da instrucciones para proporcionar y suministrar todos los insumos electorales necesarios para todos los precintos de la Ciudad. La dirección de correspondencia oficial del Administrador Electoral es 301 Jackson Street, Richmond, Texas 77469-3108, y la dirección física es 4520 Reading Road, Suite A-400, Rosenberg, Texas 77471-2133.

Sección 4. *Lugares de votación y precintos del Día de las Elecciones.* Los precintos del Condado de Fort Bend y del Condado de Harris dentro de Missouri City constituirán los precintos electorales de la Ciudad. Los lugares de votación para cada precinto electoral de la Ciudad del Día de las Elecciones se ubicarán en los sitios designados por el Condado de Fort Bend, tal como se establece en el Anexo A, el cual se adjunta al presente documento y forma parte de este. El Anexo A puede modificarse para incluir sitios adicionales o distintos, designados por el Administrador Electoral del Condado de Fort Bend, y conforme al “Acuerdo y Contrato para Servicios Electorales de las Elecciones Conjuntas del Condado de Fort Bend”.

Sección 5. *Horario del Día de la Elecciones.* Cada lugar de votación estará abierto de 7:00 a. m. a 7:00 p. m. durante el Día de las Elecciones.

Sección 6. *Lugares de votación anticipada y horario.* La votación anticipada presencial se realizará en los lugares, fechas y horas establecidos en el Anexo B, el cual se adjunta al presente documento y forma parte de este. El Anexo B puede modificarse para incluir lugares, fechas y horas de votación anticipada adicionales o distintos designados por el Administrador Electoral del Condado de Fort Bend y de

conformidad con el “Acuerdo y Contrato para Servicios Electorales de las Elecciones Conjuntas del Condado de Fort Bend”.

Sección 7. *Votación anticipada.* Por medio de la presente, se designa al Administrador Electoral del Condado de Fort Bend como Secretario de votación Anticipada. Se enviará por correspondencia una solicitud de una boleta de votación para votar por correspondencia a: Elecciones del Condado de Fort Bend, 301 Jackson Street, Richmond, Texas 77469. La solicitud de una boleta de votación para votar por correspondencia debe recibirse a más tardar el día 11 antes del Día de las Elecciones.

Sección 8. *Método de votación.* La votación en las elecciones, incluyendo la votación anticipada presencial, debe utilizar el sistema de votación designado por el Condado de Fort Bend y aprobado por la Secretaría de Estado de Texas. La votación anticipada por correspondencia deberá realizarse con una boleta de papel procesada por una Junta de votación Anticipada a través de un sistema de votación electrónica designado por el Condado de Fort Bend y aprobado por la Secretaría de Estado de Texas.

Sección 9. *Notificación de cambios.* La Secretaria Municipal deberá notificar sobre las elecciones especiales de segunda vuelta, según la ley estatal, así como sobre cualquier modificación a los anexos A y B en el sitio web de la Ciudad.

Sección 10. *Escrutinio.* Los resultados de las elecciones especiales de segunda vuelta se escrutarán y los votos se declararán de conformidad con la ley estatal.

Sección 11. *Reunión abierta.* De manera adicional, se determina que se publicó una notificación adecuada por escrito con la fecha, hora, lugar y asunto de esta reunión del Concejo Municipal en una ubicación del Ayuntamiento accesible al público, en el plazo previo a esta reunión exigido por la ley, dispuesto por la Ley de Reuniones Abiertas, capítulo 551, Código de Gobierno de Texas, y que esta reunión ha estado abierta al público, según lo exigido por la ley, en todo momento durante esta Ordenanza, y que el asunto de discusión al respecto se ha debatido, considerado y que se ha actuado formalmente en consecuencia. El Concejo Municipal vuelve a ratificar, aprobar y confirmar esta notificación por escrito, sus contenidos y su publicación.

Sección 12. *Derogación.* Todas las ordenanzas o cualquier parte de ellas que entren en conflicto con lo siguiente serán derogadas por la presente solo en la medida de dicho conflicto.

Sección 13. *Separabilidad.* Que si cualquier sección, subsección, oración, cláusula o frase de esta ordenanza, o su aplicación a un grupo determinado de personas o circunstancias, llegara a ser considerada inválida por cualquier motivo, o juzgada inconstitucional por un tribunal de jurisdicción competente, esta invalidez no afectará las porciones restantes de esta ordenanza, y a tal fin las distintas porciones y disposiciones de esta ordenanza se declaran separables; y el Concejo Municipal de la Ciudad de Missouri City, Texas, declara que hubiera aprobado todas y cada una de sus

partes a pesar de la omisión de cualquiera de esas partes que pueda ser declarada inválida o inconstitucional, se trate bien sea de una o varias partes.

AUTORIZADA, APROBADA y ADOPTADA en la primera y última lecturas este día 17 de noviembre de 2020.

Yolanda Ford, alcaldesa

DOY FE:

APROBADA EN CUANTO A FORMA:

Maria Jackson, secretaria municipal

E. Joyce Iyamu, fiscal municipal

**Elección Especial de Desempate
Centros de votación para el día de las elecciones
del 12 de diciembre de 2020**

Votantes de la Ciudad de Missouri City elegibles que residan en el Condado Fort Bend:

Missouri City Precinto No. 1: Las porciones de los Precintos de elección del Condado Fort Bend Nos. 1109, 2033, 2050, 2059, 2061, 2075, 2077, 2078, 2081, 2089, 2090, 2091, 2092, 2093, 2108, 2112, 2115, 2136, 2151, 2157, 4028, 4030, 4049, 4062, 4065, y 4127 ubicados dentro de la ciudad.

Las partes del condado de Fort Bend Precinto números 1097, 1118, 2088, y 4044 de los límites de la ciudad de Missouri City pero sin los habitantes de la ciudad no tendrá Missouri City día de las elecciones locales de votación.

Votantes de la Ciudad de Missouri City elegibles que residan en el Condado Harris:

Missouri City Precinto No. 2: La porción del Precinto de elección del Condado Harris No. 506 ubicado dentro de la ciudad.

La parte del condado de Harris Precinto número 337 de los límites de la ciudad de Missouri City pero sin los habitantes de la ciudad no tendrá Missouri City día de las elecciones locales de votación.

Missouri City Precinto No. 1 y Missouri City Precinto No. 2 serán los lugares de votación establecidos en el acuerdo que se celebrará entre la ciudad de Missouri City y el condado de Fort Bend para los servicios electorales.

Elección Especial de Desempate Horario de votación anticipada del 12 de diciembre de 2020

Votantes de la Ciudad de Missouri City elegibles que residan en el Condado Fort Bend:

Missouri City Precinto No. 1: Las porciones de los Precintos de elección del Condado Fort Bend Nos. 1109, 2033, 2050, 2059, 2061, 2075, 2077, 2078, 2081, 2089, 2090, 2091, 2092, 2093, 2108, 2112, 2115, 2136, 2151, 2157, 4028, 4030, 4049, 4062, 4065, y 4127 ubicados dentro de la ciudad.

Las partes del condado de Fort Bend Precinto números 1097, 1118, 2088, y 4044 de los límites de la ciudad de Missouri City pero sin los habitantes de la ciudad no tendrá Missouri City día de las elecciones locales de votación.

Votantes de la Ciudad de Missouri City elegibles que residan en el Condado Harris:

Missouri City Precinto No. 2: La porción del Precinto de elección del Condado Harris No. 506 ubicado dentro de la ciudad.

La parte del condado de Harris Precinto número 337 de los límites de la ciudad de Missouri City pero sin los habitantes de la ciudad no tendrá Missouri City día de las elecciones locales de votación.

Missouri City Precinto No. 1 y Missouri City Precinto No. 2 serán los lugares de votación establecidos en el acuerdo que se celebrará entre la ciudad de Missouri City y el condado de Fort Bend para los servicios electorales.